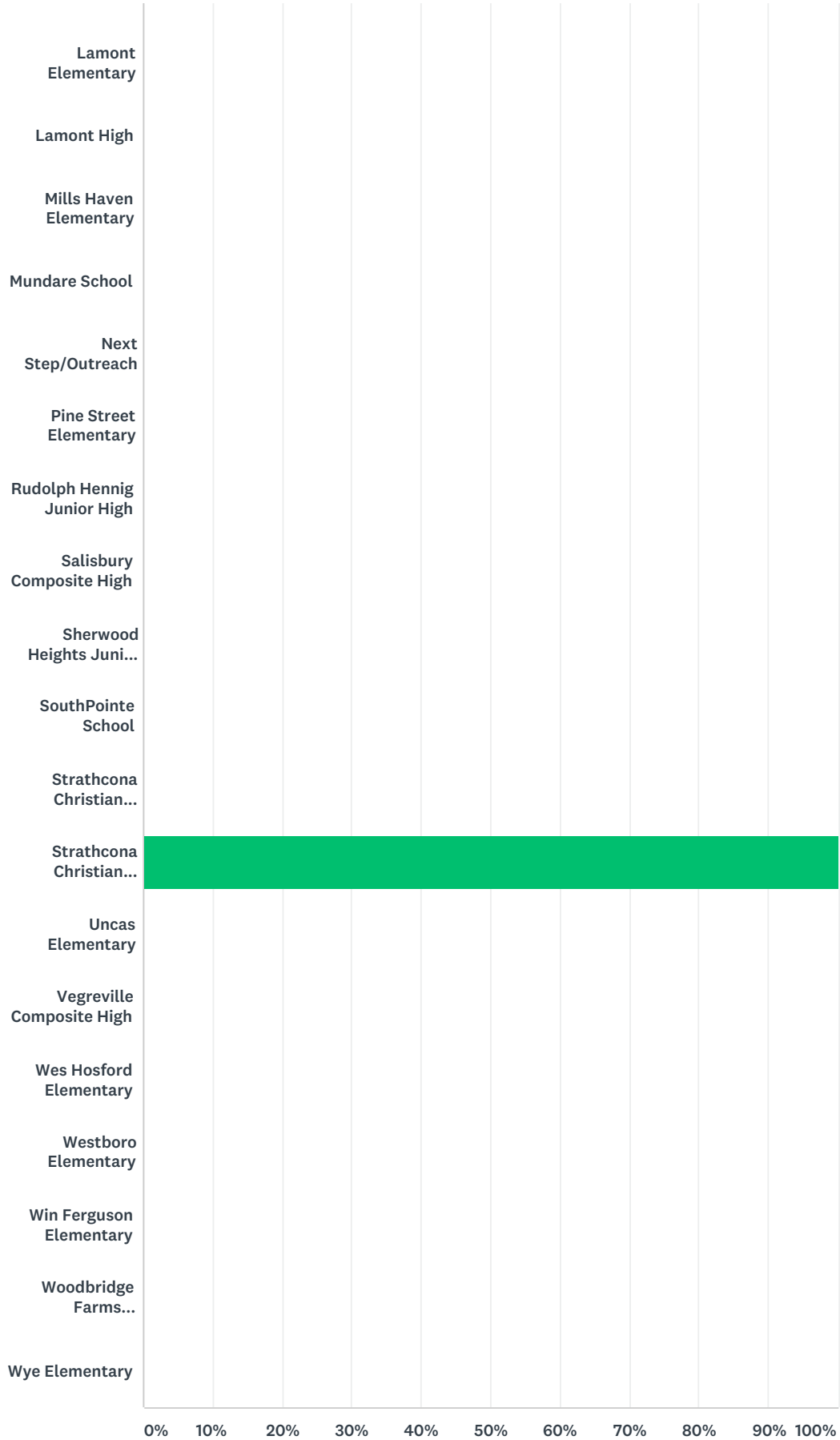


EIPS Parent Survey 2018-19



EIPS Parent Survey 2018-19

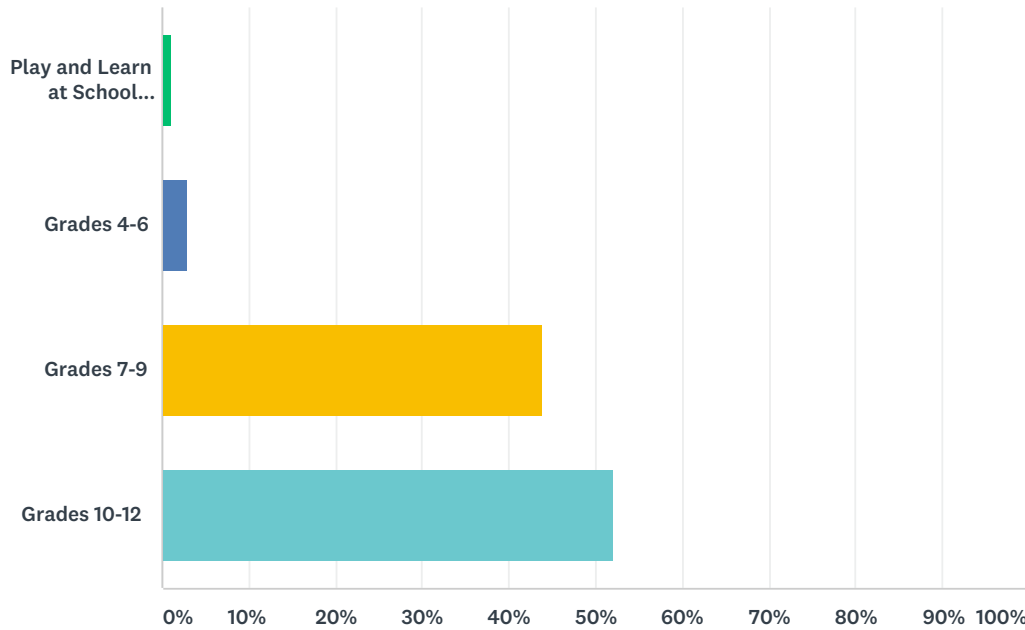
ANSWER CHOICES	RESPONSES	
A.L. Horton Elementary	0.00%	0
Andrew School	0.00%	0
Ardrossan Elementary	0.00%	0
Ardrossan Junior Senior High	0.00%	0
Bev Facey Community High	0.00%	0
Brentwood Elementary	0.00%	0
Bruderheim School	0.00%	0
Clover Bar Junior High	0.00%	0
Davidson Creek Elementary	0.00%	0
École Campbelltown	0.00%	0
École Parc Élémentaire	0.00%	0
F.R. Haythorne Junior High	0.00%	0
Fort Saskatchewan Christian	0.00%	0
Fort Saskatchewan Elementary	0.00%	0
Fort Saskatchewan Senior High	0.00%	0
Fultonvale Elementary Junior High	0.00%	0
Glen Allan Elementary	0.00%	0
James Mowat Elementary	0.00%	0
Lakeland Ridge	0.00%	0
Lamont Elementary	0.00%	0
Lamont High	0.00%	0
Mills Haven Elementary	0.00%	0
Mundare School	0.00%	0
Next Step/Outreach	0.00%	0
Pine Street Elementary	0.00%	0
Rudolph Hennig Junior High	0.00%	0
Salisbury Composite High	0.00%	0
Sherwood Heights Junior High	0.00%	0
SouthPointe School	0.00%	0
Strathcona Christian Academy Elementary	0.00%	0
Strathcona Christian Academy Secondary	100.00%	100
Uncas Elementary	0.00%	0
Vegreville Composite High	0.00%	0
Wes Hosford Elementary	0.00%	0

EIPS Parent Survey 2018-19

Westboro Elementary	0.00%	0
Win Ferguson Elementary	0.00%	0
Woodbridge Farms Elementary	0.00%	0
Wye Elementary	0.00%	0
TOTAL		100

Q2 What grade is your child currently in?

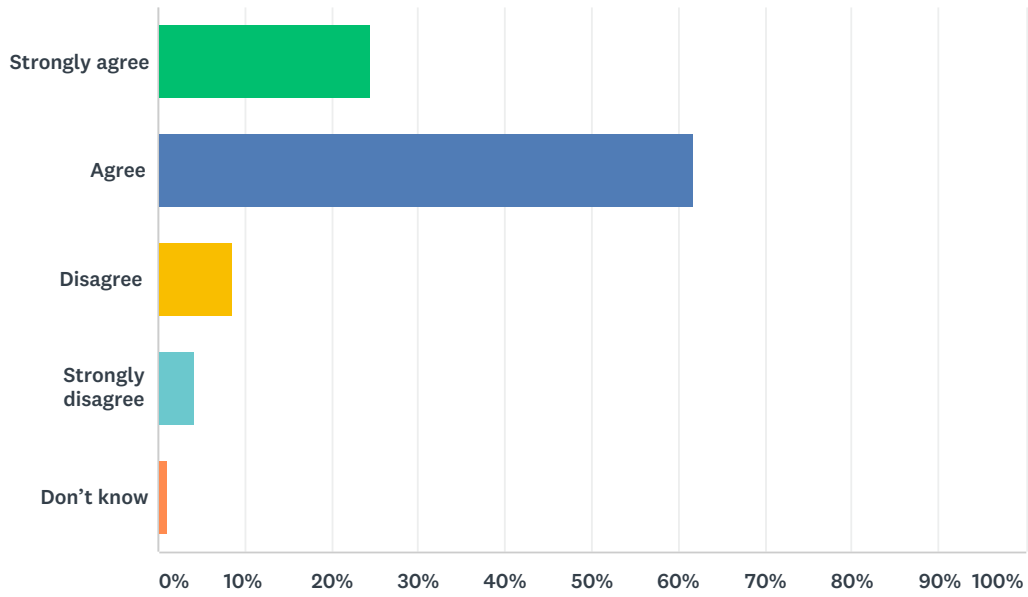
Answered: 100 Skipped: 0



ANSWER CHOICES	RESPONSES
Play and Learn at School (PALS)KindergartenGrades 1-3	1.00% 1
Grades 4-6	3.00% 3
Grades 7-9	44.00% 44
Grades 10-12	52.00% 52
TOTAL	100

Q3 My child's individual needs are met.

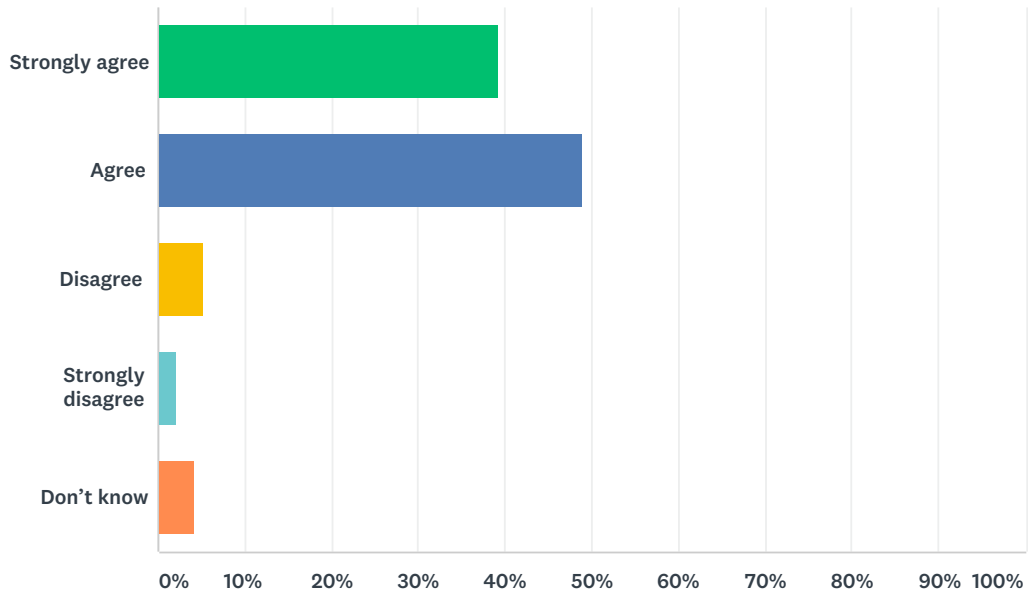
Answered: 94 Skipped: 6



ANSWER CHOICES	RESPONSES	
Strongly agree	24.47%	23
Agree	61.70%	58
Disagree	8.51%	8
Strongly disagree	4.26%	4
Don't know	1.06%	1
TOTAL		94

Q4 My child is encouraged at school to do his or her best.

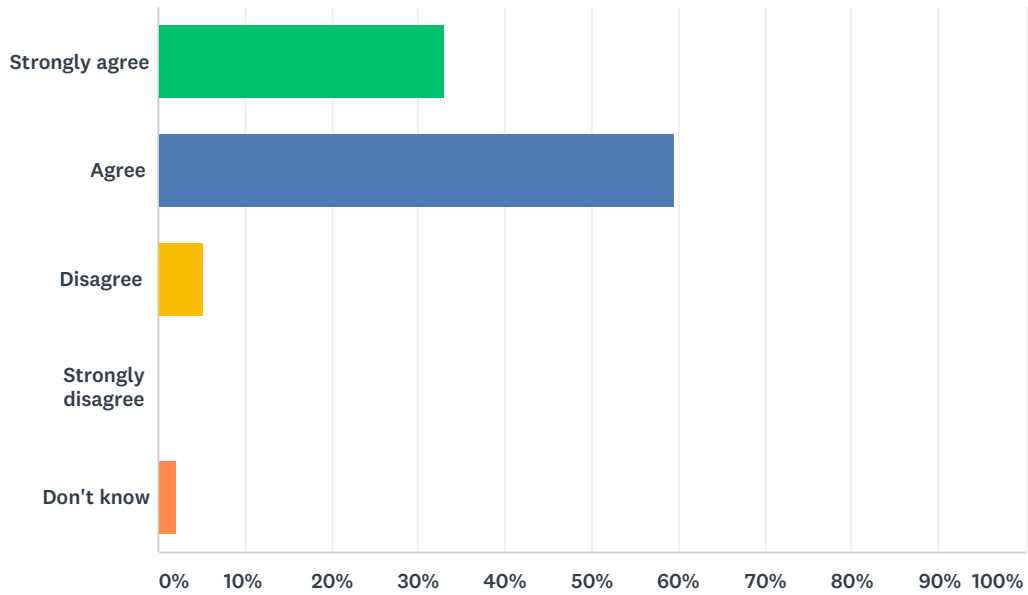
Answered: 94 Skipped: 6



ANSWER CHOICES	RESPONSES	
Strongly agree	39.36%	37
Agree	48.94%	46
Disagree	5.32%	5
Strongly disagree	2.13%	2
Don't know	4.26%	4
TOTAL		94

Q5 My child is demonstrating growth in literacy.

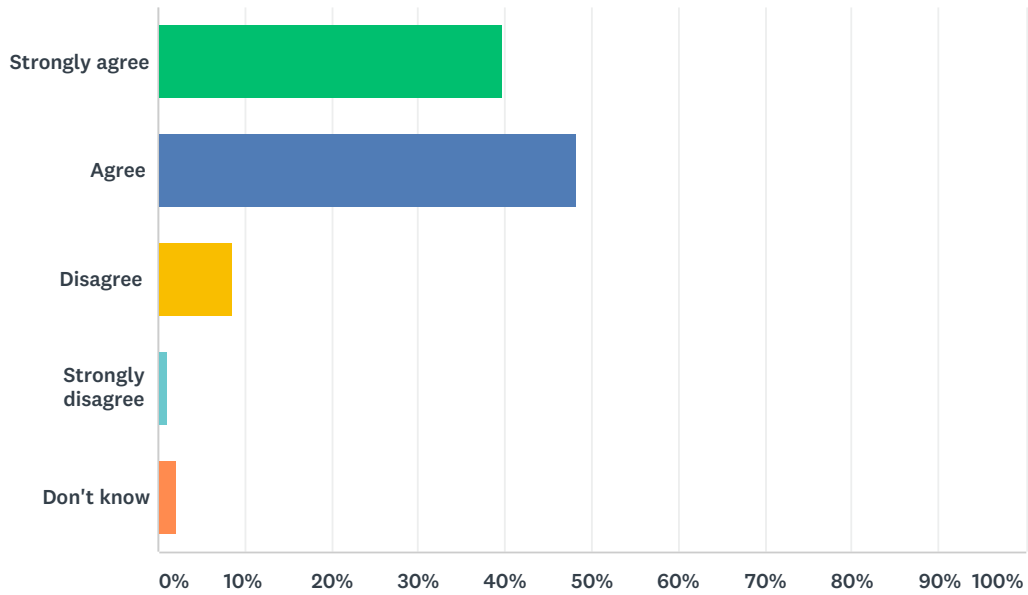
Answered: 94 Skipped: 6



ANSWER CHOICES	RESPONSES	
Strongly agree	32.98%	31
Agree	59.57%	56
Disagree	5.32%	5
Strongly disagree	0.00%	0
Don't know	2.13%	2
TOTAL		94

Q6 My child is demonstrating growth in numeracy.

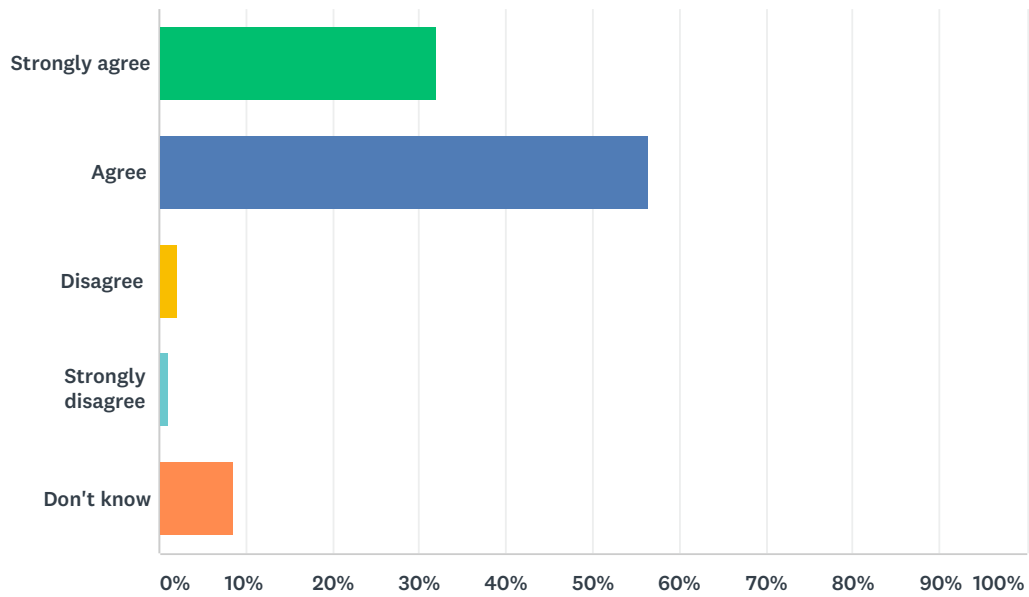
Answered: 93 Skipped: 7



ANSWER CHOICES	RESPONSES	
Strongly agree	39.78%	37
Agree	48.39%	45
Disagree	8.60%	8
Strongly disagree	1.08%	1
Don't know	2.15%	2
TOTAL		93

Q7 My child has an understanding of First Nations, Métis and Inuit culture and history.

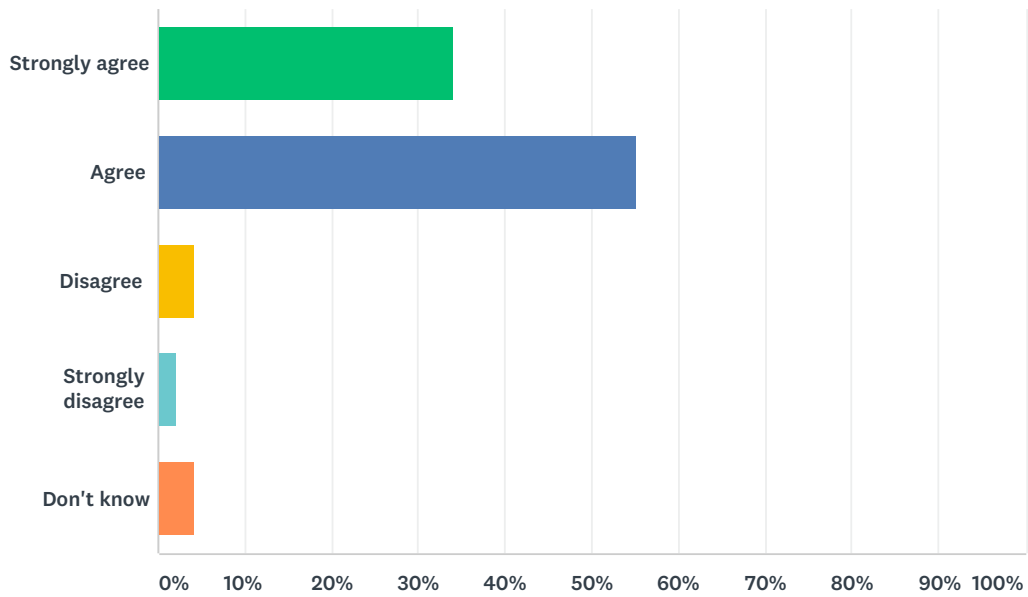
Answered: 94 Skipped: 6



ANSWER CHOICES	RESPONSES	
Strongly agree	31.91%	30
Agree	56.38%	53
Disagree	2.13%	2
Strongly disagree	1.06%	1
Don't know	8.51%	8
TOTAL		94

Q8 My child is being taught knowledge, skills and attitudes necessary to be successful in life.

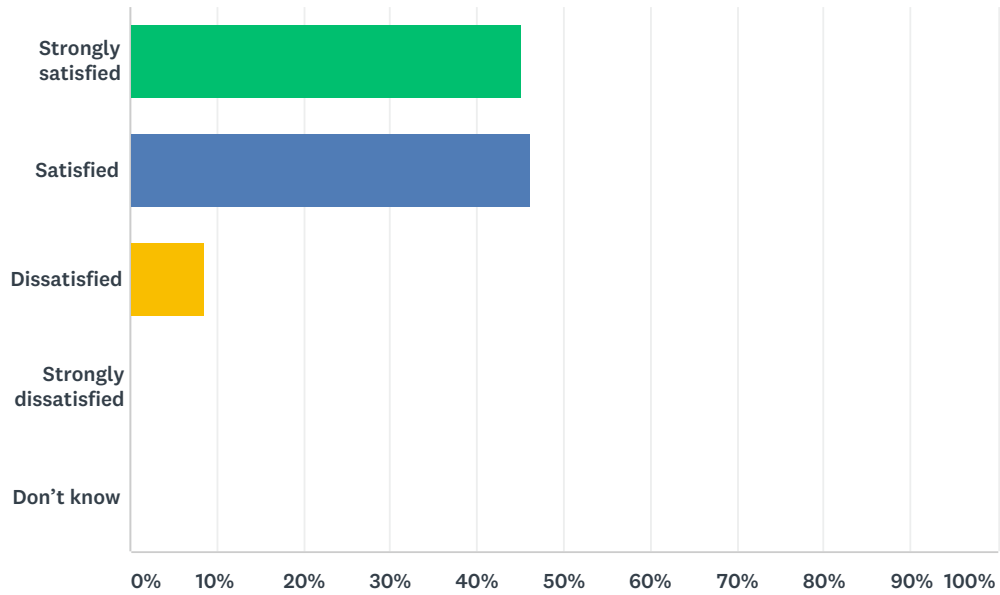
Answered: 94 Skipped: 6



ANSWER CHOICES	RESPONSES	
Strongly agree	34.04%	32
Agree	55.32%	52
Disagree	4.26%	4
Strongly disagree	2.13%	2
Don't know	4.26%	4
TOTAL		94

Q9 How satisfied are you with the quality of education your child is receiving at his or her school?

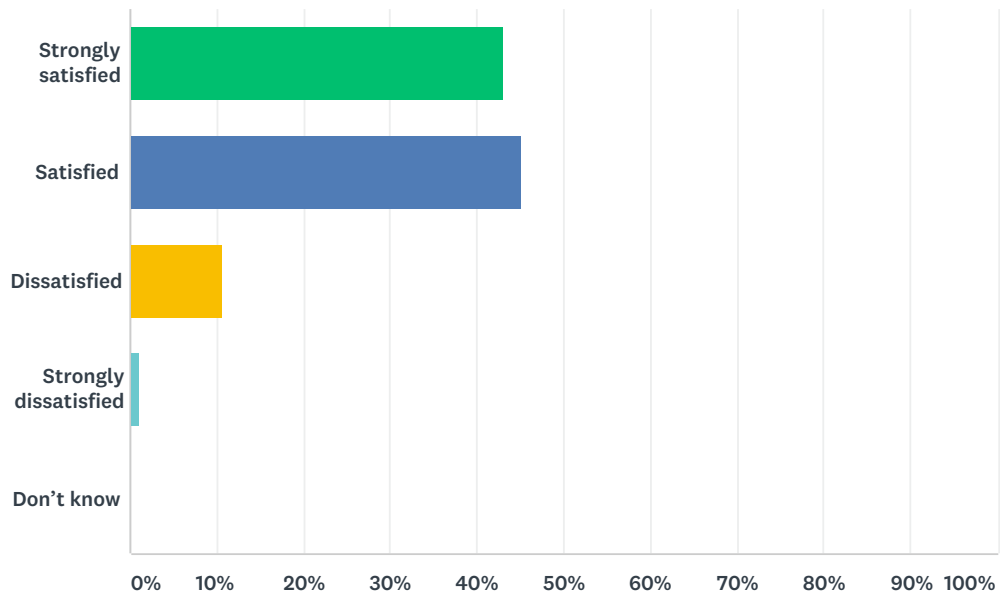
Answered: 93 Skipped: 7



ANSWER CHOICES	RESPONSES	
Strongly satisfied	45.16%	42
Satisfied	46.24%	43
Dissatisfied	8.60%	8
Strongly dissatisfied	0.00%	0
Don't know	0.00%	0
TOTAL		93

Q10 How satisfied are you with the quality of teaching at your child's school?

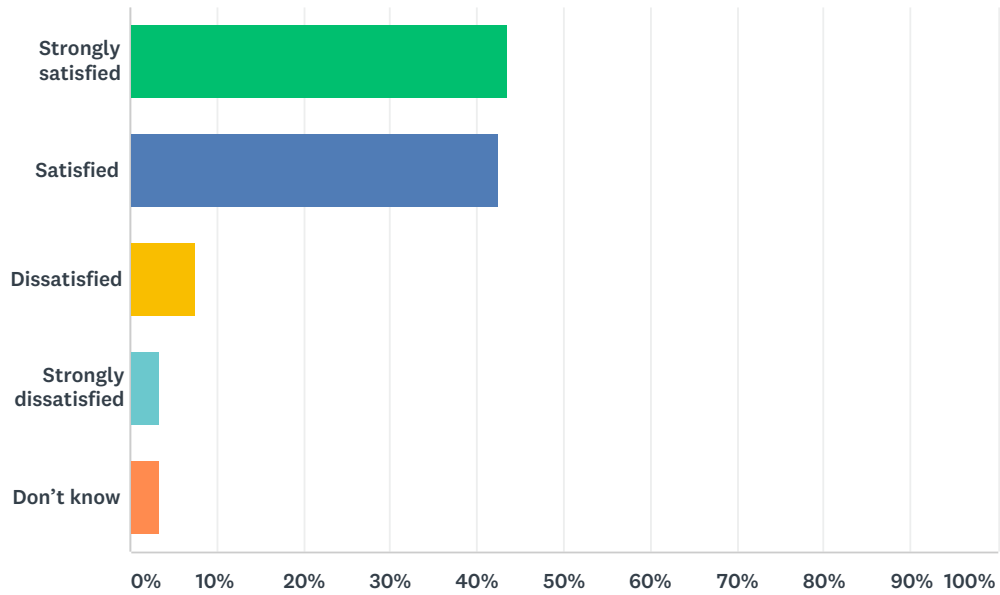
Answered: 93 Skipped: 7



ANSWER CHOICES	RESPONSES	
Strongly satisfied	43.01%	40
Satisfied	45.16%	42
Dissatisfied	10.75%	10
Strongly dissatisfied	1.08%	1
Don't know	0.00%	0
TOTAL		93

Q11 How satisfied are you with the leadership in your child's school?

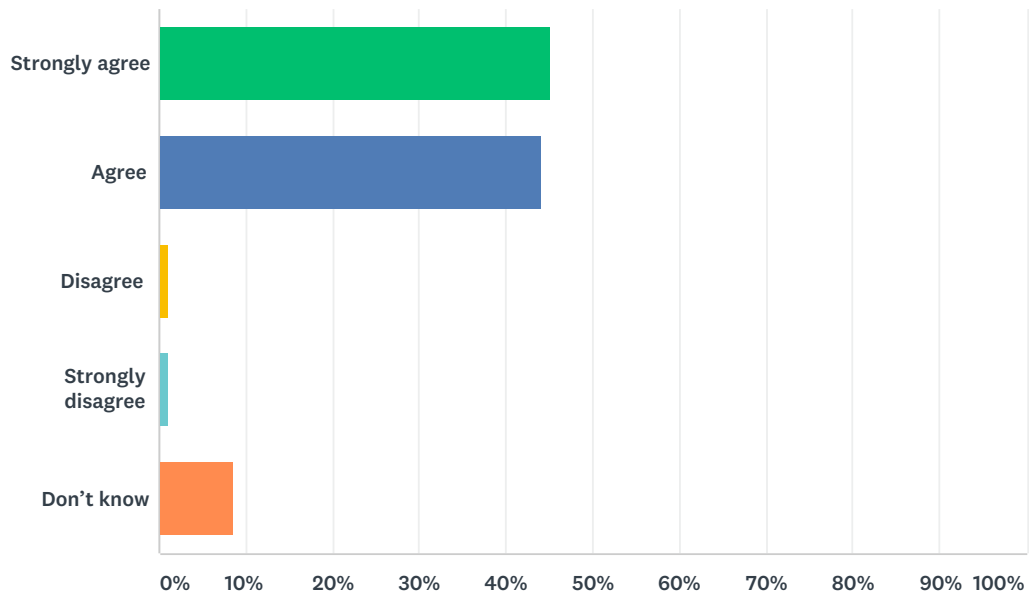
Answered: 92 Skipped: 8



ANSWER CHOICES	RESPONSES	
Strongly satisfied	43.48%	40
Satisfied	42.39%	39
Dissatisfied	7.61%	7
Strongly dissatisfied	3.26%	3
Don't know	3.26%	3
TOTAL		92

Q12 The rights and responsibilities of citizenship are reinforced in my child's school.

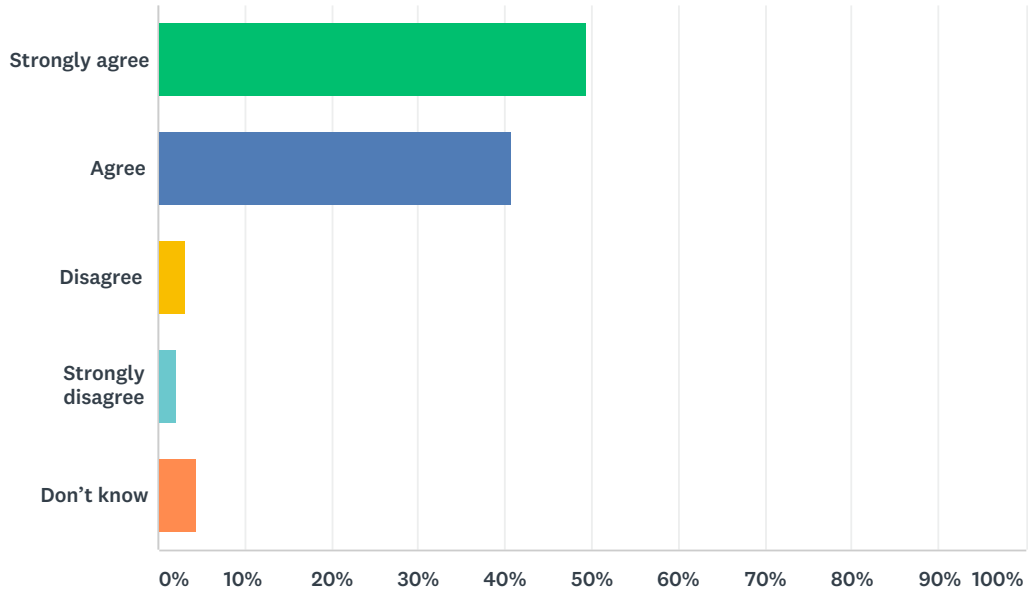
Answered: 93 Skipped: 7



ANSWER CHOICES	RESPONSES	
Strongly agree	45.16%	42
Agree	44.09%	41
Disagree	1.08%	1
Strongly disagree	1.08%	1
Don't know	8.60%	8
TOTAL		93

Q13 The school staff care about my child.

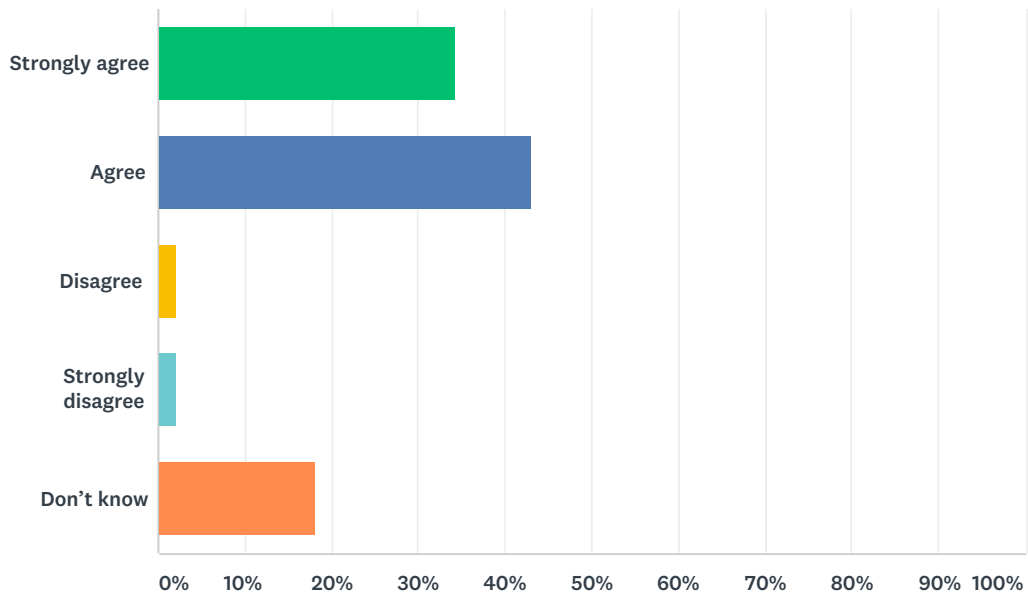
Answered: 93 Skipped: 7



ANSWER CHOICES	RESPONSES	
Strongly agree	49.46%	46
Agree	40.86%	38
Disagree	3.23%	3
Strongly disagree	2.15%	2
Don't know	4.30%	4
TOTAL		93

Q14 Discipline is handled in a fair and reasonable manner in my child's school.

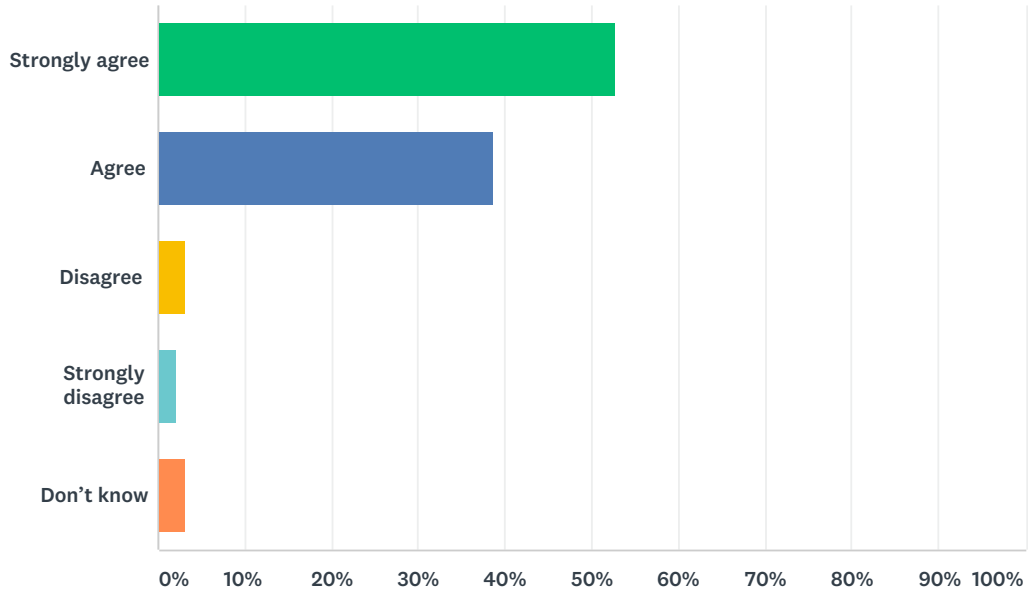
Answered: 93 Skipped: 7



ANSWER CHOICES	RESPONSES	
Strongly agree	34.41%	32
Agree	43.01%	40
Disagree	2.15%	2
Strongly disagree	2.15%	2
Don't know	18.28%	17
TOTAL		93

Q15 My child's school is safe.

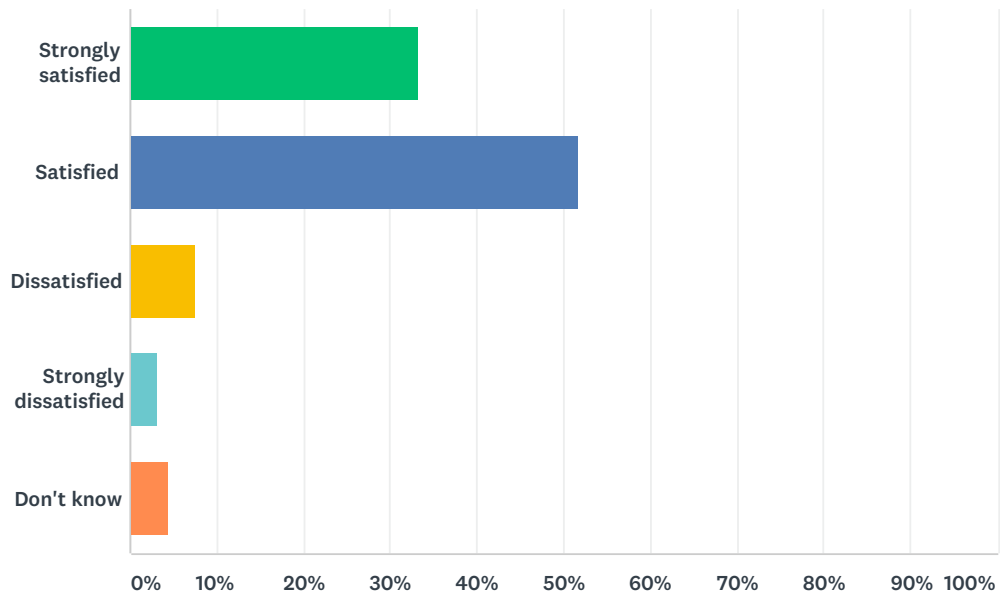
Answered: 93 Skipped: 7



ANSWER CHOICES	RESPONSES	
Strongly agree	52.69%	49
Agree	38.71%	36
Disagree	3.23%	3
Strongly disagree	2.15%	2
Don't know	3.23%	3
TOTAL		93

Q16 How satisfied are you with the resources available to support your child's learning?

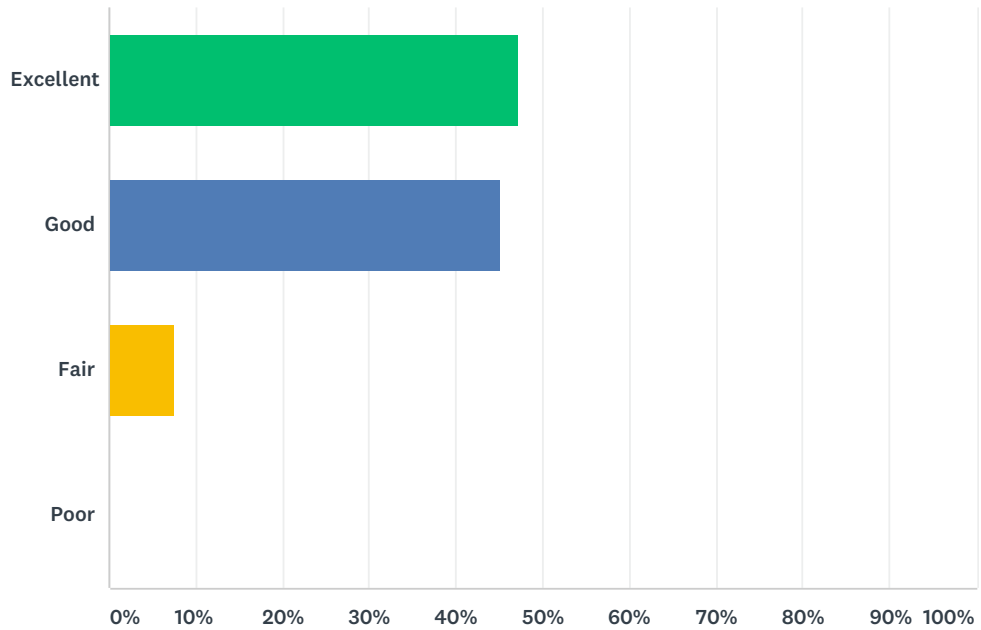
Answered: 93 Skipped: 7



ANSWER CHOICES	RESPONSES	
Strongly satisfied	33.33%	31
Satisfied	51.61%	48
Dissatisfied	7.53%	7
Strongly dissatisfied	3.23%	3
Don't know	4.30%	4
TOTAL		93

Q17 How would you rate the physical condition of your child's school?

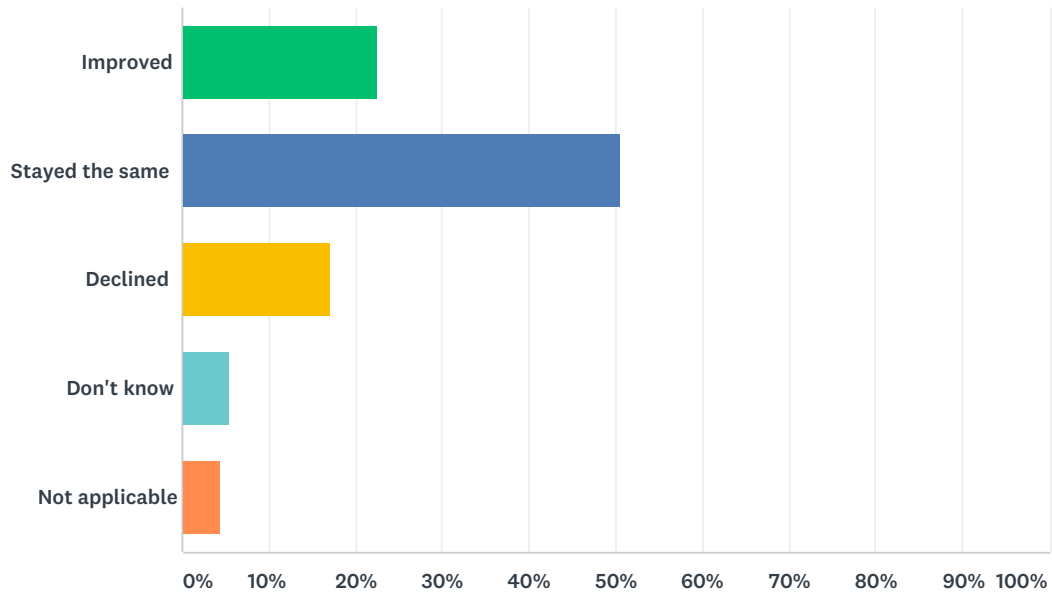
Answered: 93 Skipped: 7



ANSWER CHOICES	RESPONSES	
Excellent	47.31%	44
Good	45.16%	42
Fair	7.53%	7
Poor	0.00%	0
TOTAL		93

Q18 In your opinion, has the quality of education your child has experienced at school improved, stayed the same or declined in the past three years?

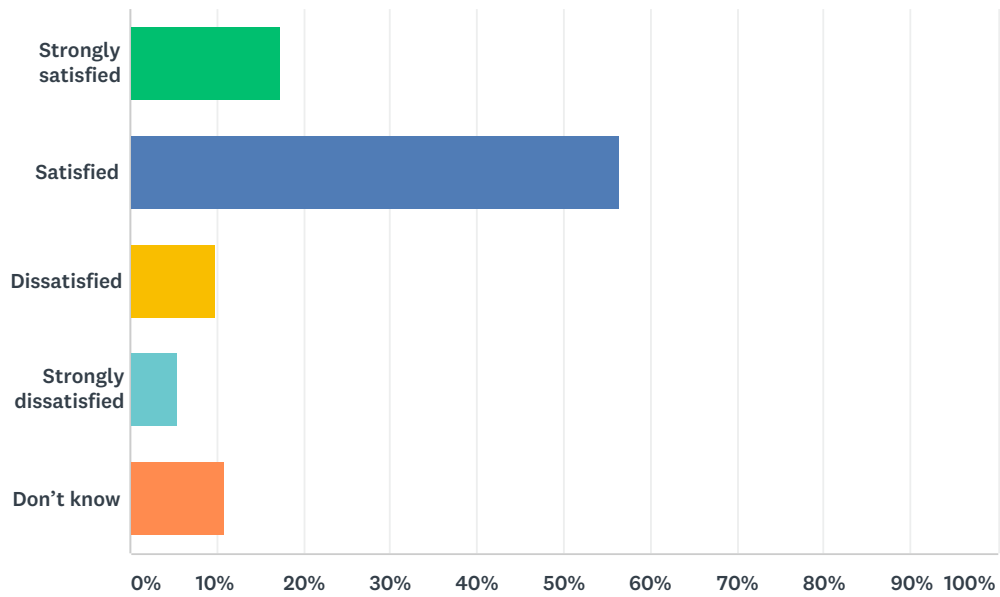
Answered: 93 Skipped: 7



ANSWER CHOICES	RESPONSES	
Improved	22.58%	21
Stayed the same	50.54%	47
Declined	17.20%	16
Don't know	5.38%	5
Not applicable	4.30%	4
TOTAL		93

Q19 How satisfied are you with the opportunity to be involved in decisions at your child's school?

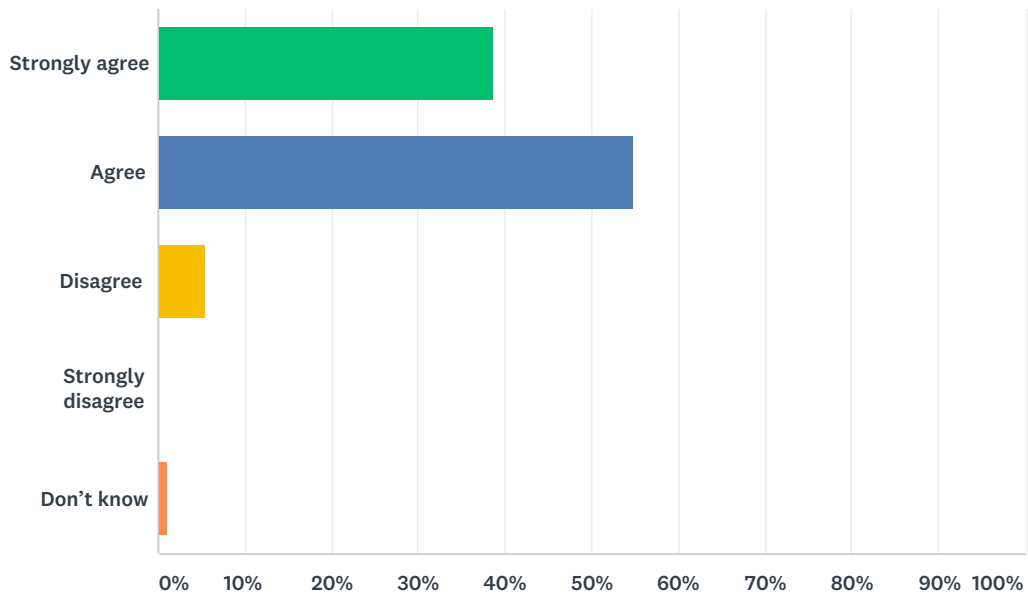
Answered: 92 Skipped: 8



ANSWER CHOICES	RESPONSES	
Strongly satisfied	17.39%	16
Satisfied	56.52%	52
Dissatisfied	9.78%	9
Strongly dissatisfied	5.43%	5
Don't know	10.87%	10
TOTAL		92

Q20 The school keeps me informed about my child's progress and achievement.

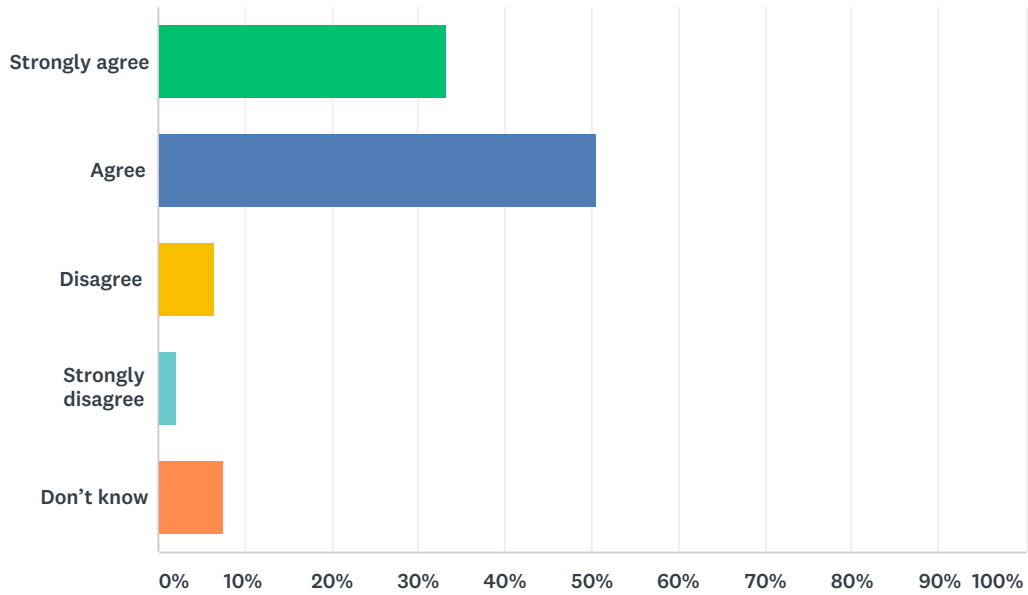
Answered: 93 Skipped: 7



ANSWER CHOICES	RESPONSES	
Strongly agree	38.71%	36
Agree	54.84%	51
Disagree	5.38%	5
Strongly disagree	0.00%	0
Don't know	1.08%	1
TOTAL		93

Q21 There is open and honest communication within my child's school.

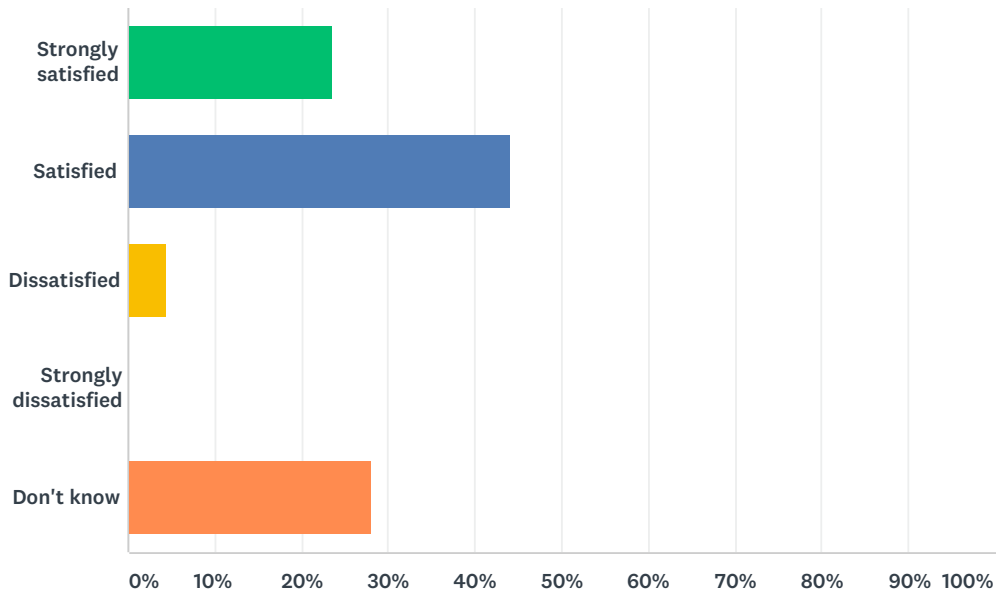
Answered: 93 Skipped: 7



ANSWER CHOICES	RESPONSES	
Strongly agree	33.33%	31
Agree	50.54%	47
Disagree	6.45%	6
Strongly disagree	2.15%	2
Don't know	7.53%	7
TOTAL		93

Q22 How satisfied are you with the community partnerships that may be established at your school? For example: Saffron, KEYS program, Green Certificate, lunch programs, after-school programs, RAP, Tools for School, Scratch Day, Entrepreneurial Adventure, scholarships/grants, etc.

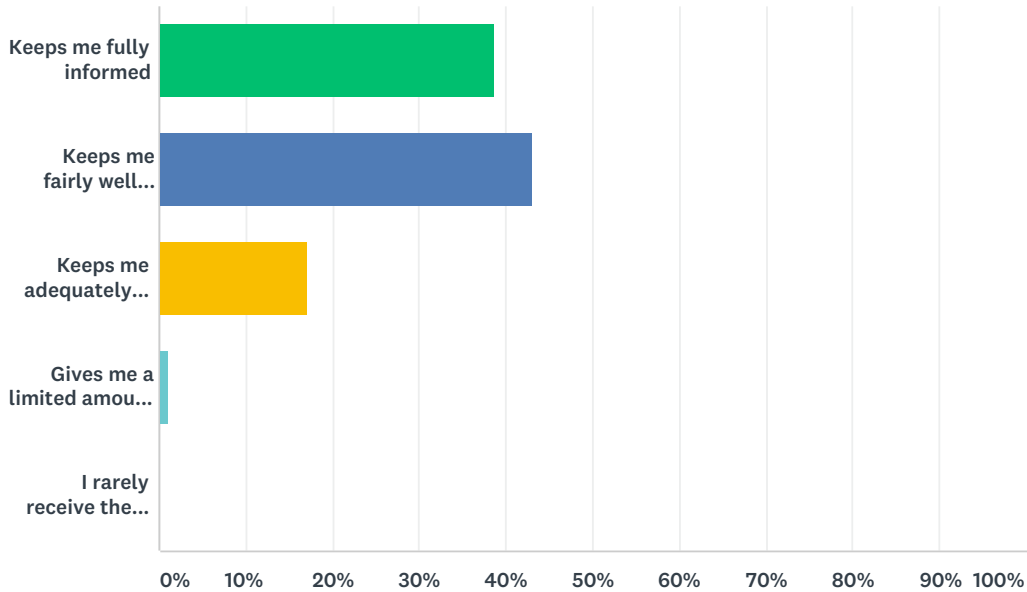
Answered: 93 Skipped: 7



ANSWER CHOICES	RESPONSES	
Strongly satisfied	23.66%	22
Satisfied	44.09%	41
Dissatisfied	4.30%	4
Strongly dissatisfied	0.00%	0
Don't know	27.96%	26
TOTAL		93

Q23 Elk Island Public Schools appreciates the opportunity to stay connected with parents about news, activities, programs and other matters of importance. What is your impression of the communication you receive from your child's school?

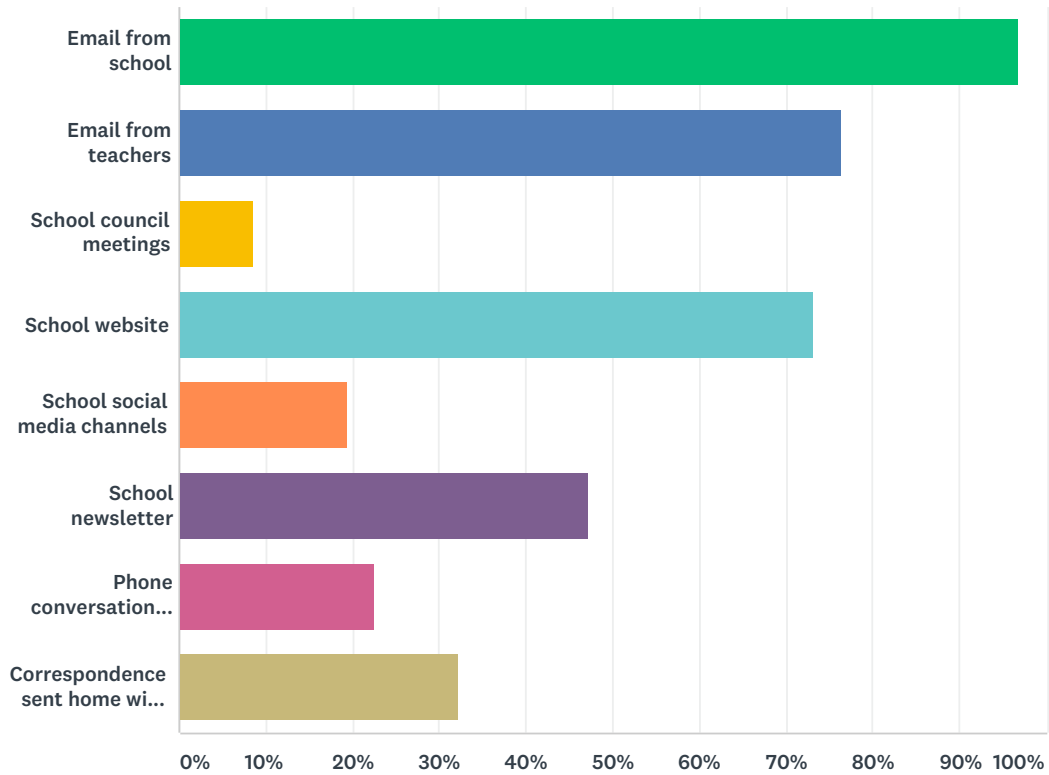
Answered: 93 Skipped: 7



ANSWER CHOICES	RESPONSES	
Keeps me fully informed	38.71%	36
Keeps me fairly well informed	43.01%	40
Keeps me adequately informed	17.20%	16
Gives me a limited amount of information	1.08%	1
I rarely receive the information I need	0.00%	0
TOTAL		93

Q24 Do you regularly make use of the following to keep up to date on school activities, programs, etc.? Check all that apply.

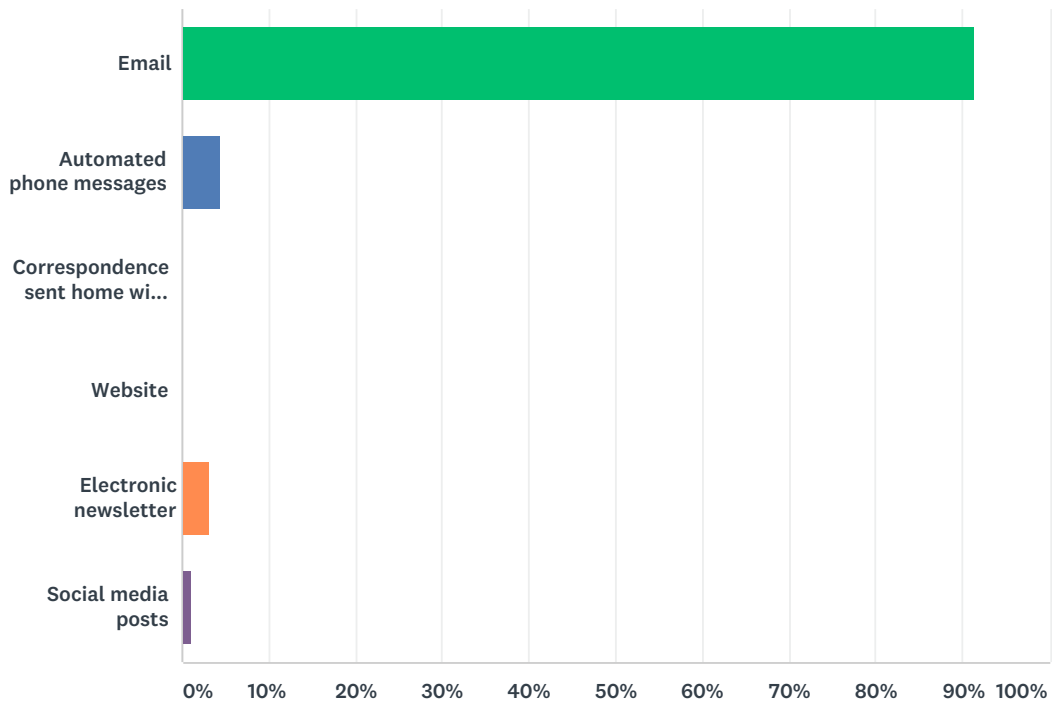
Answered: 93 Skipped: 7



ANSWER CHOICES	RESPONSES	
Email from school	96.77%	90
Email from teachers	76.34%	71
School council meetings	8.60%	8
School website	73.12%	68
School social media channels	19.35%	18
School newsletter	47.31%	44
Phone conversations with the school or teachers	22.58%	21
Correspondence sent home with your child	32.26%	30
Total Respondents: 93		

Q25 What is your most preferred method of communication from the school and Division?

Answered: 93 Skipped: 7

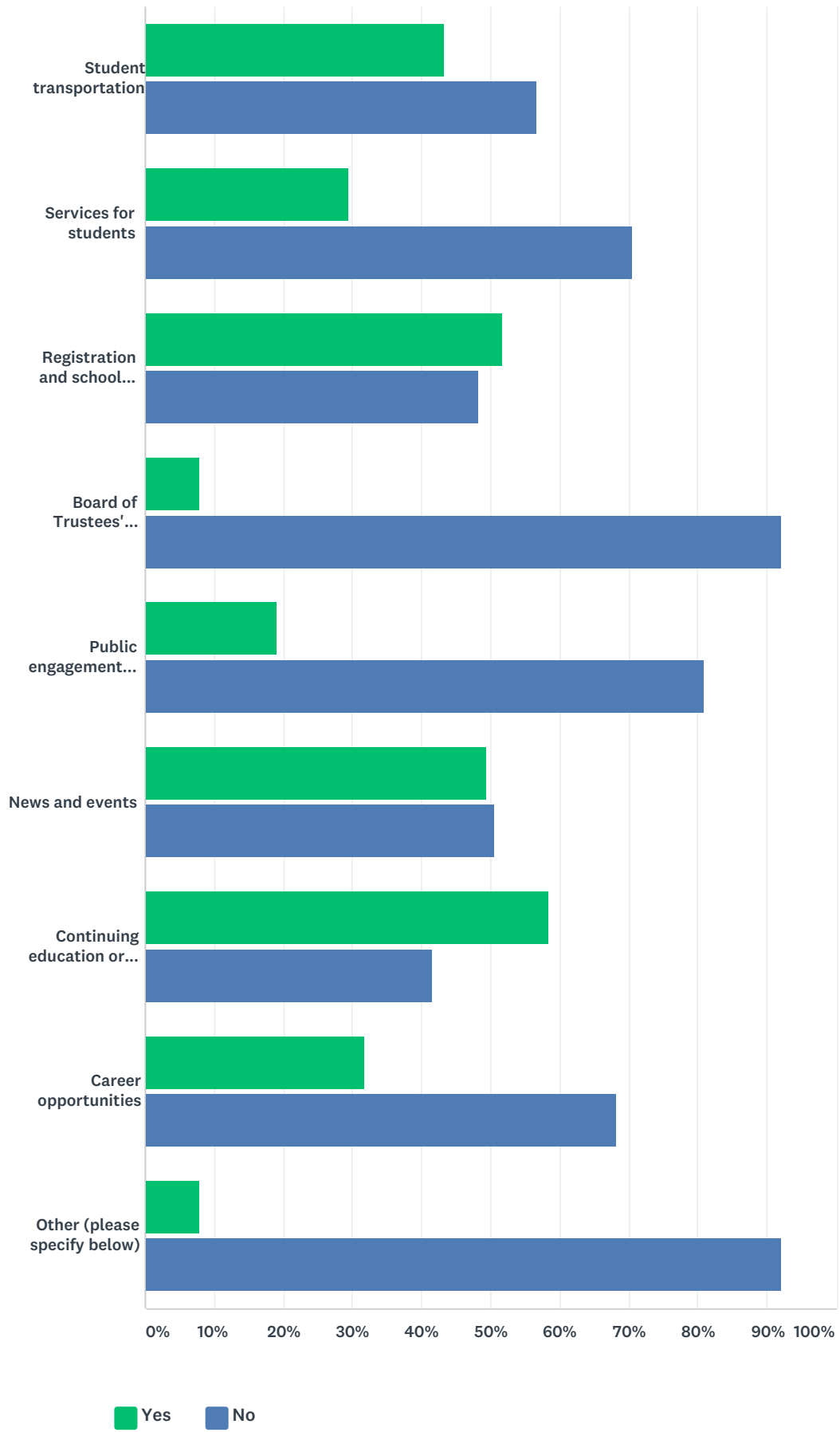


ANSWER CHOICES	RESPONSES	
Email	91.40%	85
Automated phone messages	4.30%	4
Correspondence sent home with your child	0.00%	0
Website	0.00%	0
Electronic newsletter	3.23%	3
Social media posts	1.08%	1
TOTAL		93

Q26 Do you visit the Division website (www.eips.ca) for information on:

Answered: 92 Skipped: 8

EIPS Parent Survey 2018-19



■ Yes
 ■ No

	YES	NO	TOTAL	WEIGHTED AVERAGE
--	-----	----	-------	------------------

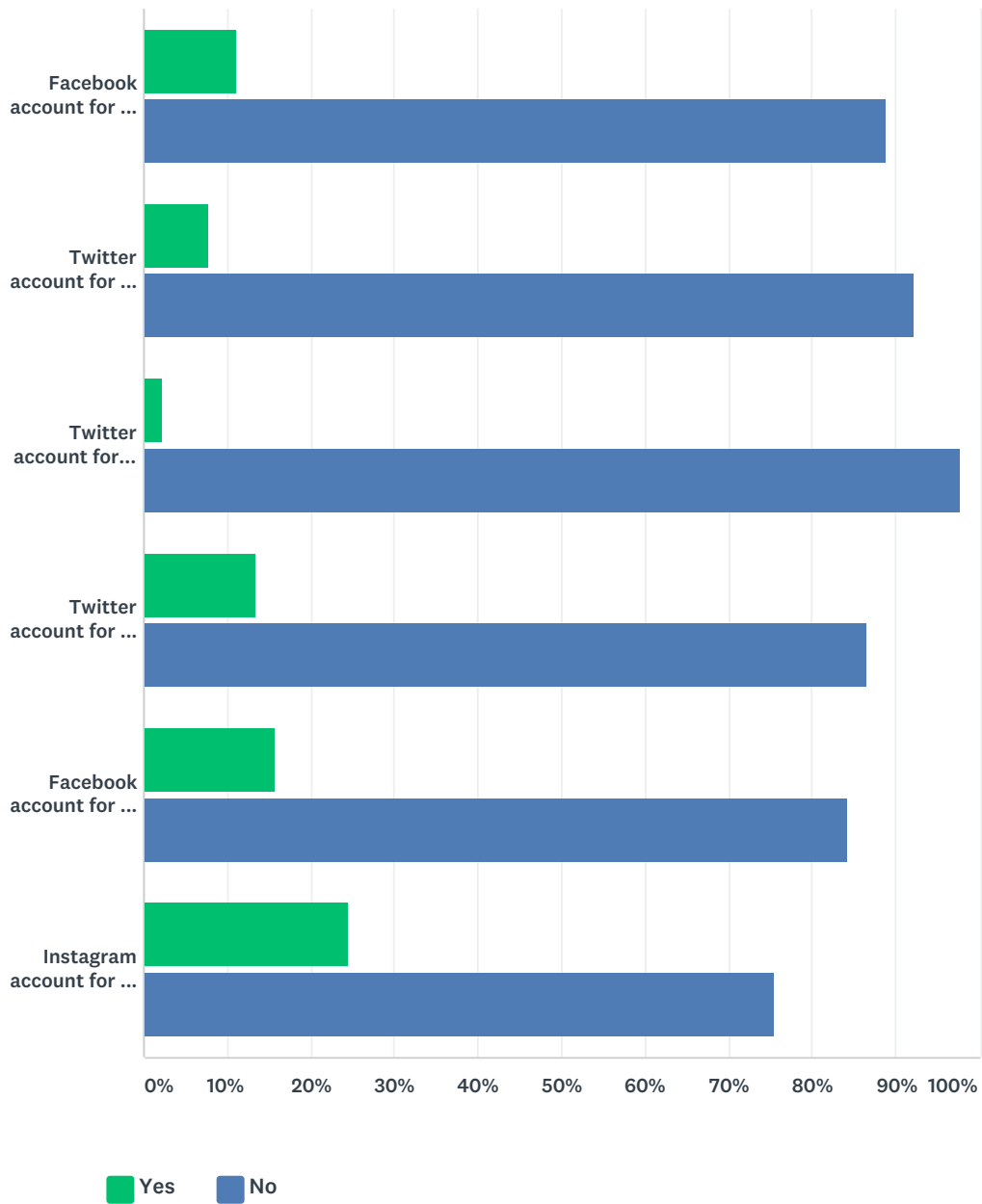
EIPS Parent Survey 2018-19

Student transportation	43.33% 39	56.67% 51	90	1.43
Services for students	29.55% 26	70.45% 62	88	1.30
Registration and school boundaries	51.69% 46	48.31% 43	89	1.52
Board of Trustees' meetings	7.87% 7	92.13% 82	89	1.08
Public engagement initiatives	19.10% 17	80.90% 72	89	1.19
News and events	49.44% 44	50.56% 45	89	1.49
Continuing education or summer courses	58.43% 52	41.57% 37	89	1.58
Career opportunities	31.82% 28	68.18% 60	88	1.32
Other (please specify below)	7.94% 5	92.06% 58	63	1.08

#	OTHER:	DATE
1	COSC	3/21/2019 7:41 PM
2	The link to PowerSchool	3/15/2019 1:38 PM
3	Calendar	3/12/2019 2:58 PM
4	Calendar	3/11/2019 7:52 PM
5	Guidelines and documents	3/11/2019 1:48 PM

Q27 The Division and schools often share news and information on social media. Do you follow:

Answered: 92 Skipped: 8



	YES	NO	TOTAL	WEIGHTED AVERAGE
Facebook account for the Division (Facebook.com/ElkIslandPublicSchools)	10.99% 10	89.01% 81	91	1.11
Twitter account for the Division (@eips)	7.78% 7	92.22% 83	90	1.08
Twitter account for EIPS Student Transportation (@eipsST)	2.22% 2	97.78% 88	90	1.02
Twitter account for my child's school	13.33% 12	86.67% 78	90	1.13

EIPS Parent Survey 2018-19

Facebook account for my child's school, if applicable	15.73%	84.27%		
	14	75	89	1.16
<hr/>				
Instagram account for my child's school, if applicable	24.44%	75.56%		
	22	68	90	1.24