
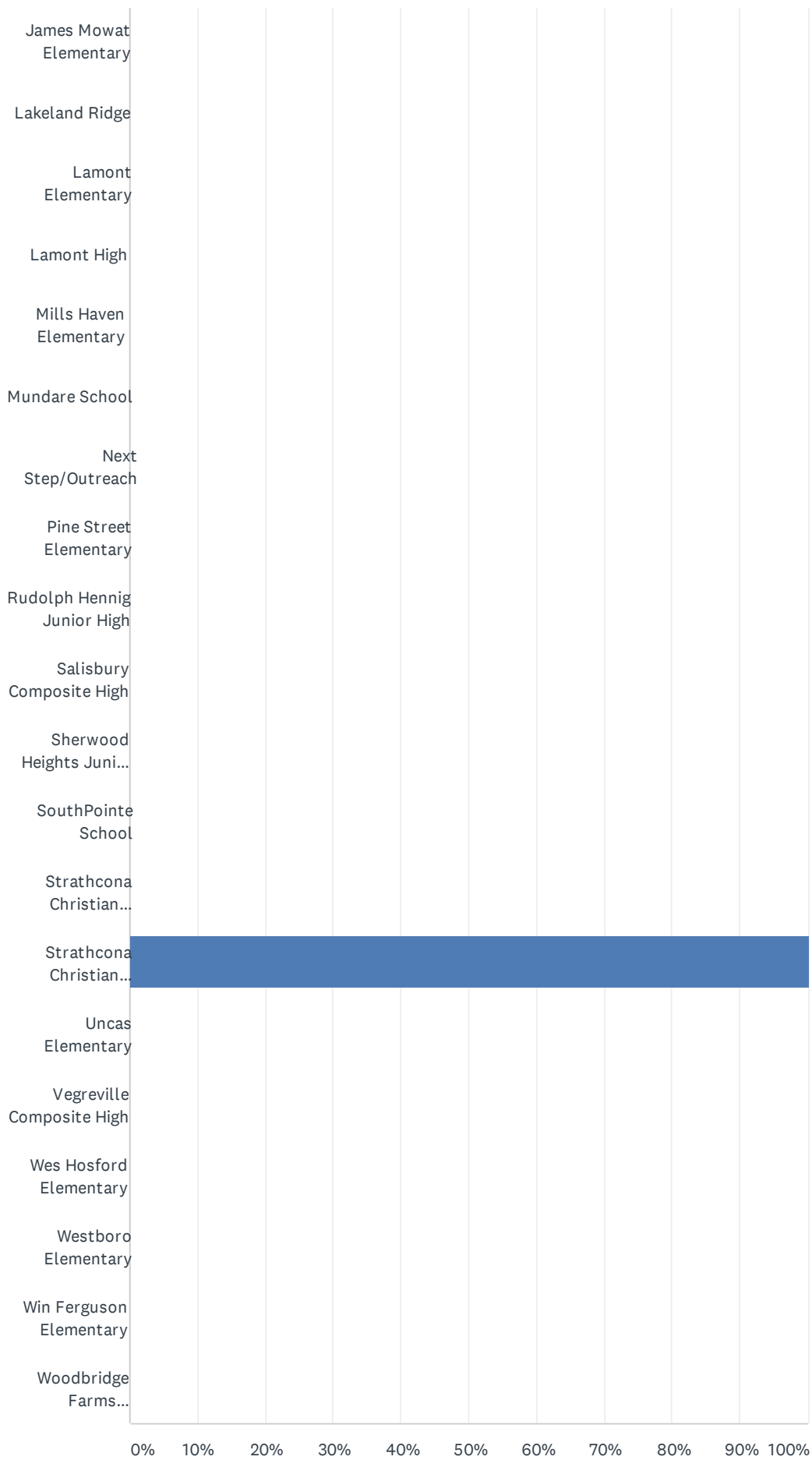


Q1 What school does your child currently attend? For out-of-school learners, what is your child's home school?

Answered: 109 Skipped: 0



EIPS Parent Survey 2020-21



EIPS Parent Survey 2020-21

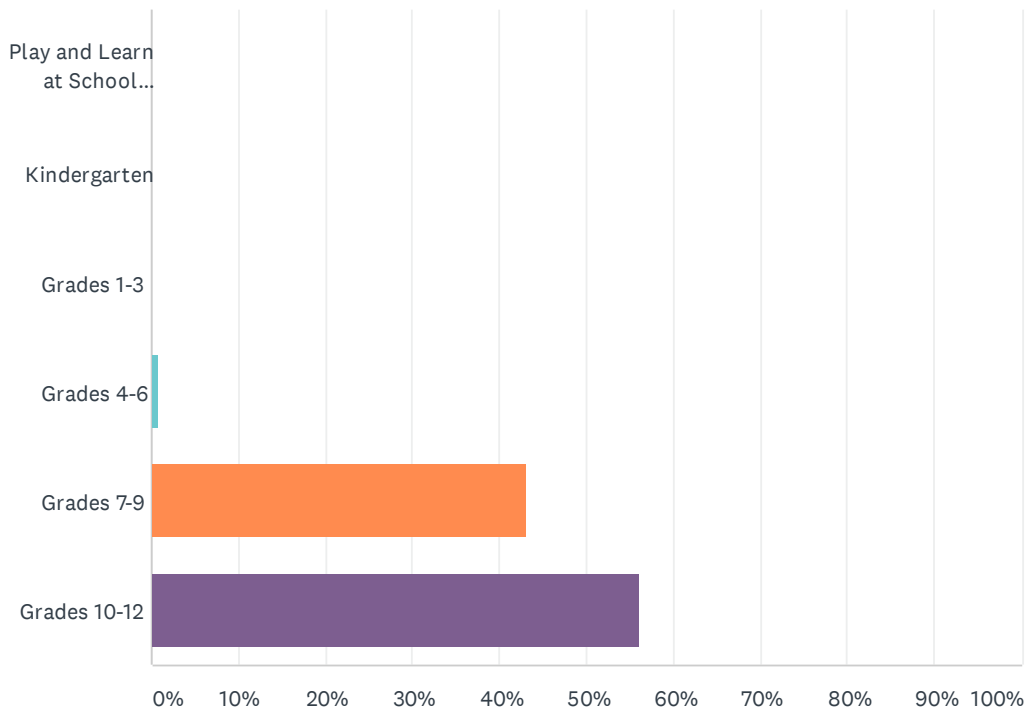
ANSWER CHOICES	RESPONSES	
A.L. Horton Elementary	0.00%	0
Andrew School	0.00%	0
Ardrossan Elementary	0.00%	0
Ardrossan Junior Senior High	0.00%	0
Bev Facey Community High	0.00%	0
Brentwood Elementary	0.00%	0
Bruderheim School	0.00%	0
Clover Bar Junior High	0.00%	0
Davidson Creek Elementary	0.00%	0
École Campbelltown	0.00%	0
École Parc Élémentaire	0.00%	0
F.R. Haythorne Junior High	0.00%	0
Fort Saskatchewan Christian	0.00%	0
Fort Saskatchewan Elementary	0.00%	0
Fort Saskatchewan High	0.00%	0
Fultonvale Elementary Junior High	0.00%	0
Glen Allan Elementary	0.00%	0
Heritage Hills Elementary	0.00%	0
James Mowat Elementary	0.00%	0
Lakeland Ridge	0.00%	0
Lamont Elementary	0.00%	0
Lamont High	0.00%	0
Mills Haven Elementary	0.00%	0
Mundare School	0.00%	0
Next Step/Outreach	0.00%	0
Pine Street Elementary	0.00%	0
Rudolph Hennig Junior High	0.00%	0
Salisbury Composite High	0.00%	0
Sherwood Heights Junior High	0.00%	0
SouthPointe School	0.00%	0
Strathcona Christian Academy Elementary	0.00%	0
Strathcona Christian Academy Secondary	100.00%	109
Uncas Elementary	0.00%	0

EIPS Parent Survey 2020-21

Vegreville Composite High	0.00%	0
Wes Hosford Elementary	0.00%	0
Westboro Elementary	0.00%	0
Win Ferguson Elementary	0.00%	0
Woodbridge Farms Elementary	0.00%	0
TOTAL		109

Q2 What grade is your child currently in?

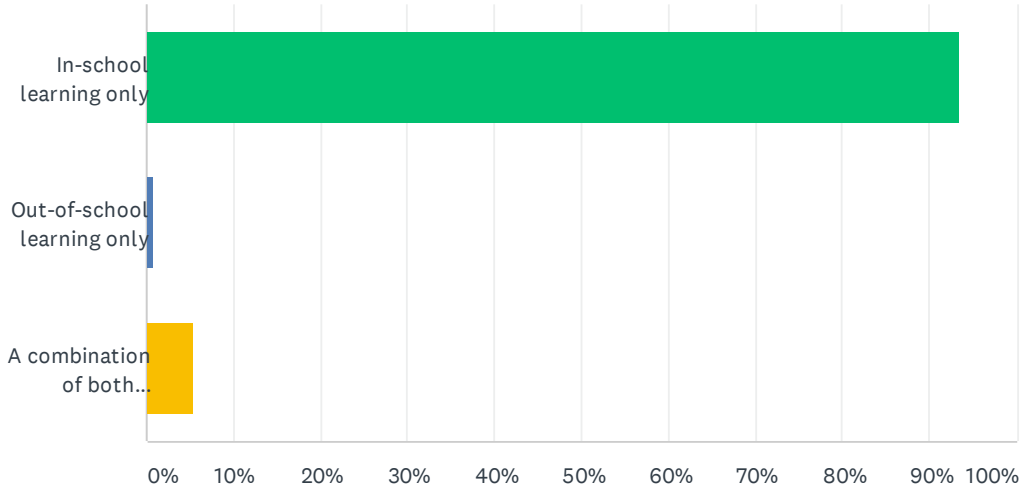
Answered: 109 Skipped: 0



ANSWER CHOICES	RESPONSES	
Play and Learn at School (PALS)	0.00%	0
Kindergarten	0.00%	0
Grades 1-3	0.00%	0
Grades 4-6	0.92%	1
Grades 7-9	43.12%	47
Grades 10-12	55.96%	61
TOTAL		109

Q3 A number of times this year, you could choose in-school or out-of-school learning for your child. What type of learning did you choose for you child this year?When answering this question, disregard the requirement to move to out-of-school learning when mandated by the Government of Alberta or if your child was required to temporarily self-isolate after being identified as a close contact of a confirmed case of COVID-19.

Answered: 109 Skipped: 0



ANSWER CHOICES	RESPONSES	
In-school learning only	93.58%	102
Out-of-school learning only	0.92%	1
A combination of both in-school and out-of-school learning	5.50%	6
TOTAL		109

Q4 As a result of being in the Play and Learn at School (PALS) program, my child's demonstrating growth in their development.

Answered: 0 Skipped: 109

 No matching responses.

ANSWER CHOICES	RESPONSES
Strongly agree	0.00% 0
Agree	0.00% 0
Disagree	0.00% 0
Strongly disagree	0.00% 0
Don't know	0.00% 0
TOTAL	0

Q5 As a result of being in the Kindergarten program, my child's becoming ready to enter Grade 1.

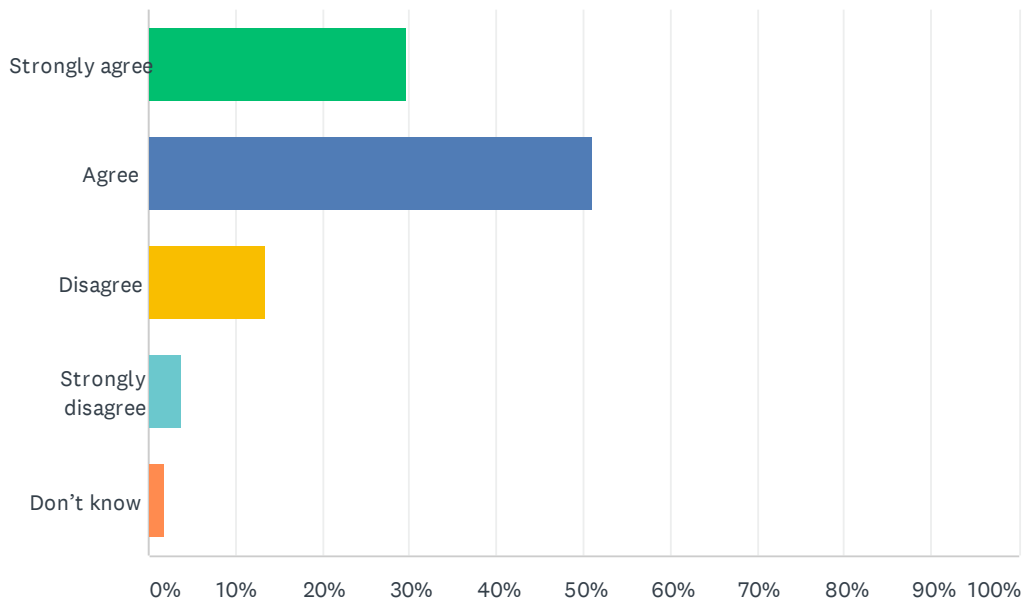
Answered: 0 Skipped: 109

 No matching responses.

ANSWER CHOICES	RESPONSES
Strongly agree	0.00% 0
Agree	0.00% 0
Disagree	0.00% 0
Strongly disagree	0.00% 0
Don't know	0.00% 0
TOTAL	0

Q6 My child's individual needs are met.

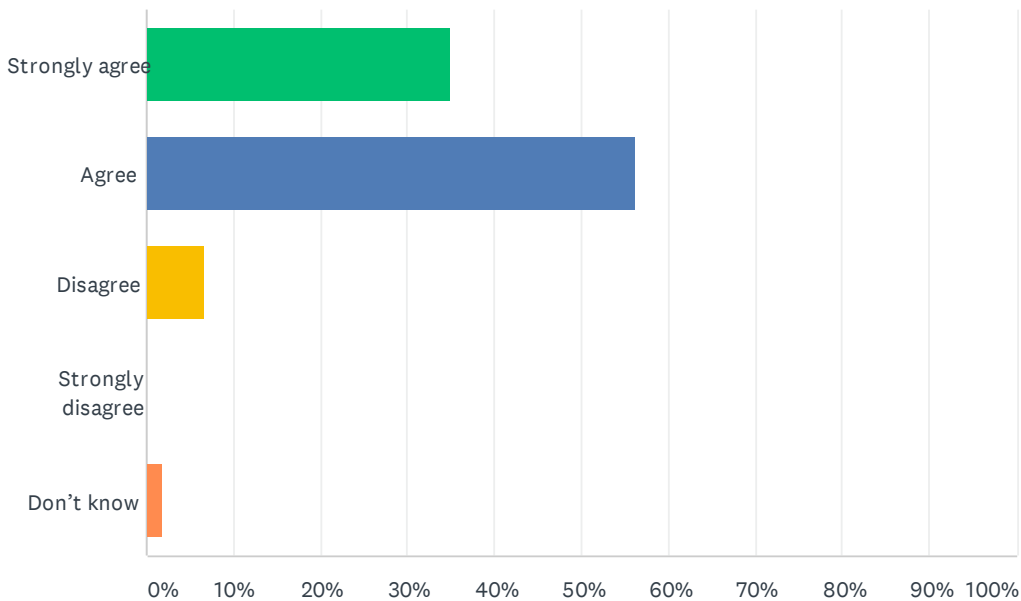
Answered: 104 Skipped: 5



ANSWER CHOICES	RESPONSES	
Strongly agree	29.81%	31
Agree	50.96%	53
Disagree	13.46%	14
Strongly disagree	3.85%	4
Don't know	1.92%	2
TOTAL		104

Q7 My child's encouraged to do their best.

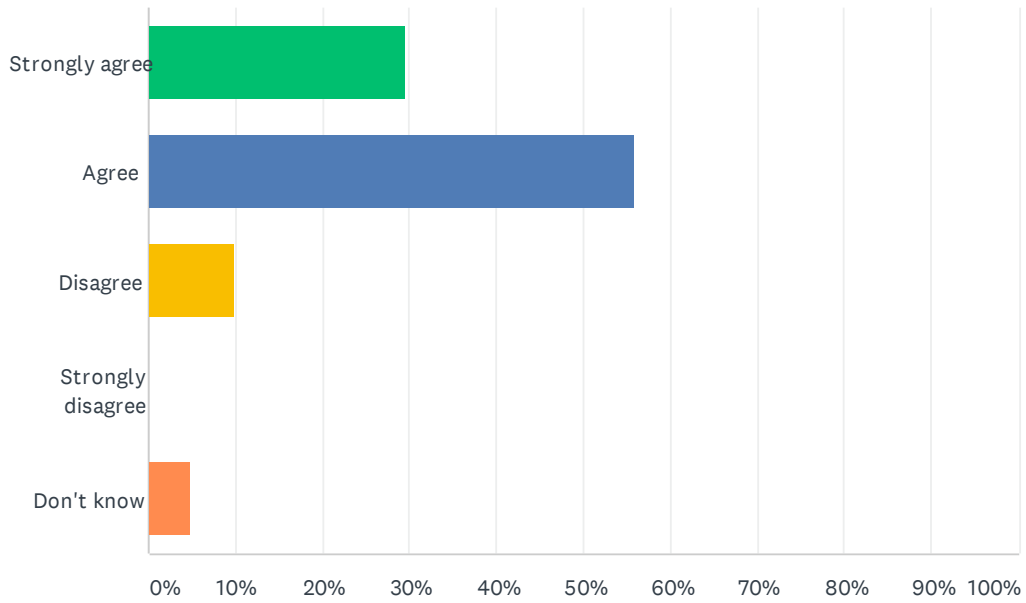
Answered: 103 Skipped: 6



ANSWER CHOICES	RESPONSES	
Strongly agree	34.95%	36
Agree	56.31%	58
Disagree	6.80%	7
Strongly disagree	0.00%	0
Don't know	1.94%	2
TOTAL		103

Q8 My child's demonstrating growth in literacy.

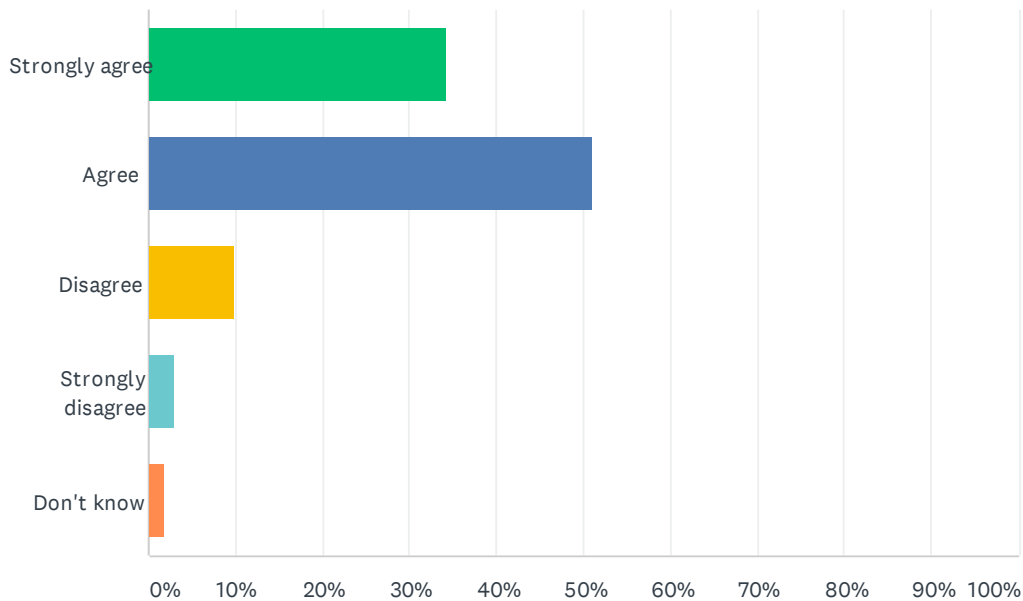
Answered: 102 Skipped: 7



ANSWER CHOICES	RESPONSES	
Strongly agree	29.41%	30
Agree	55.88%	57
Disagree	9.80%	10
Strongly disagree	0.00%	0
Don't know	4.90%	5
TOTAL		102

Q9 My child's demonstrating growth in numeracy.

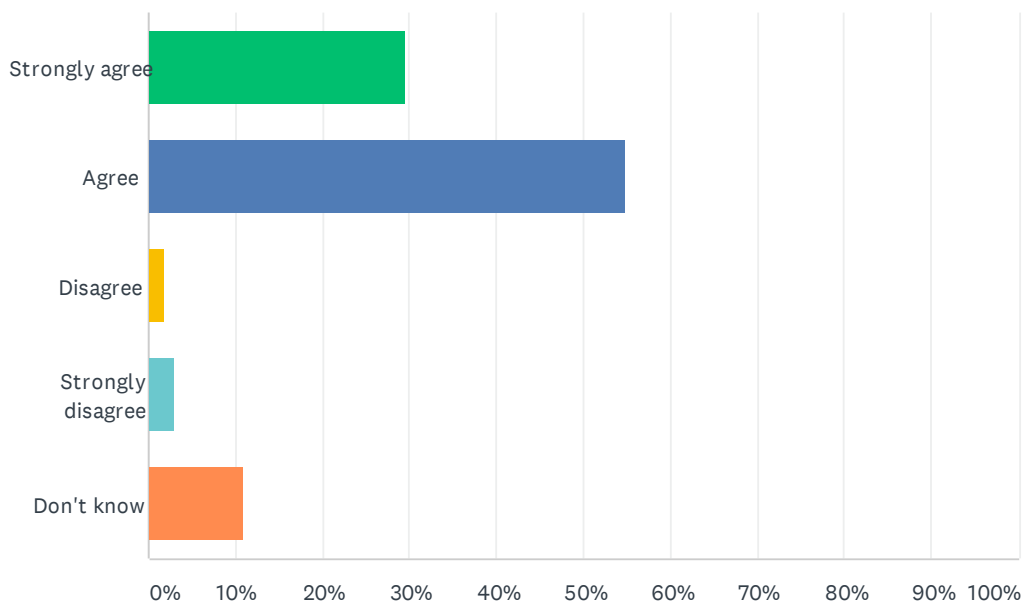
Answered: 102 Skipped: 7



ANSWER CHOICES	RESPONSES	
Strongly agree	34.31%	35
Agree	50.98%	52
Disagree	9.80%	10
Strongly disagree	2.94%	3
Don't know	1.96%	2
TOTAL		102

Q10 My child has an understanding of First Nations, Métis and Inuit culture and history.

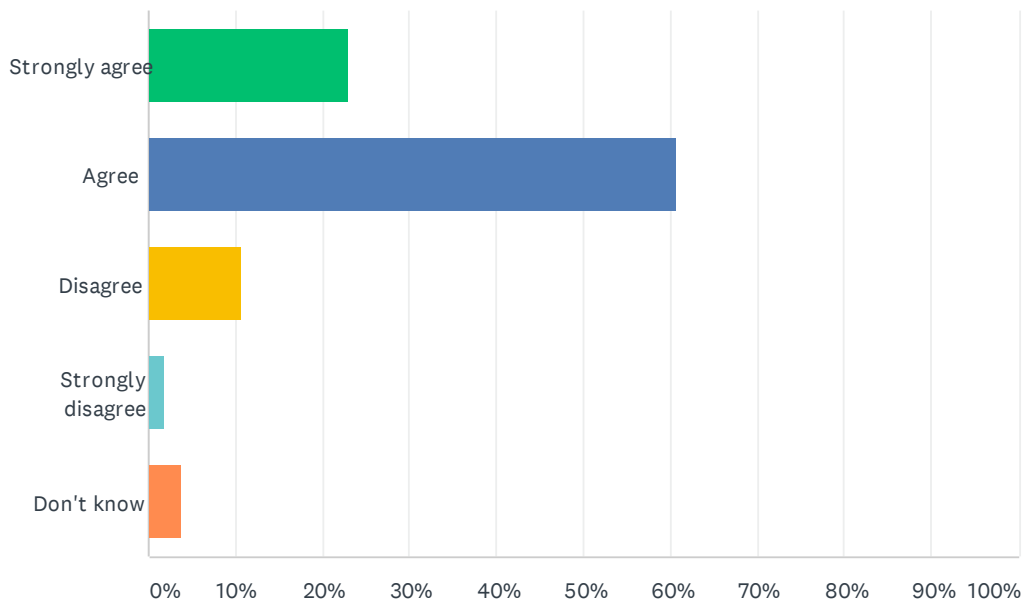
Answered: 102 Skipped: 7



ANSWER CHOICES	RESPONSES	
Strongly agree	29.41%	30
Agree	54.90%	56
Disagree	1.96%	2
Strongly disagree	2.94%	3
Don't know	10.78%	11
TOTAL		102

Q11 My child's learning the knowledge, skills and attitudes necessary to be successful in life.

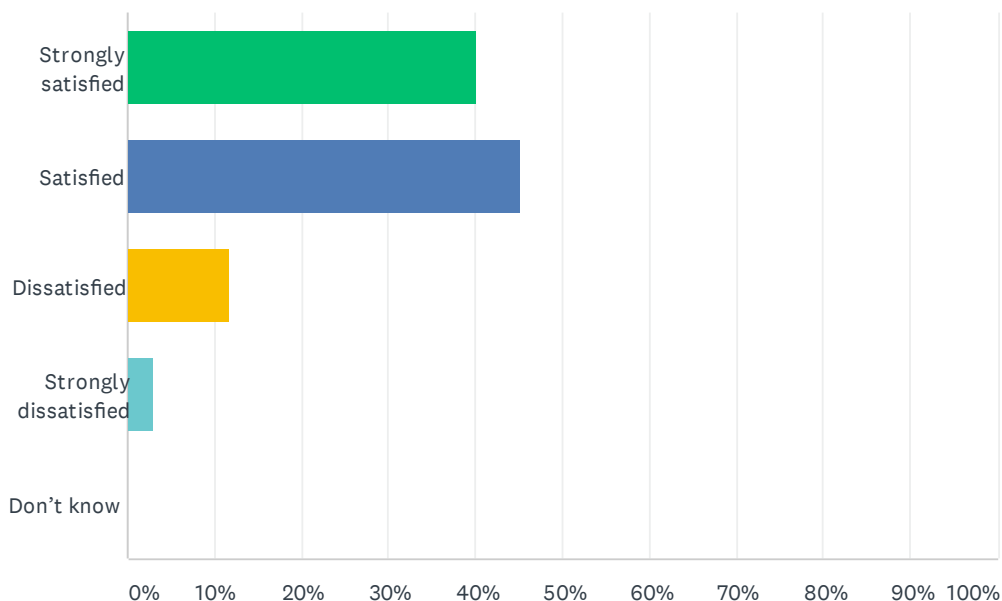
Answered: 104 Skipped: 5



ANSWER CHOICES	RESPONSES	
Strongly agree	23.08%	24
Agree	60.58%	63
Disagree	10.58%	11
Strongly disagree	1.92%	2
Don't know	3.85%	4
TOTAL		104

Q12 How satisfied are you with the quality of education your child's receiving at school?

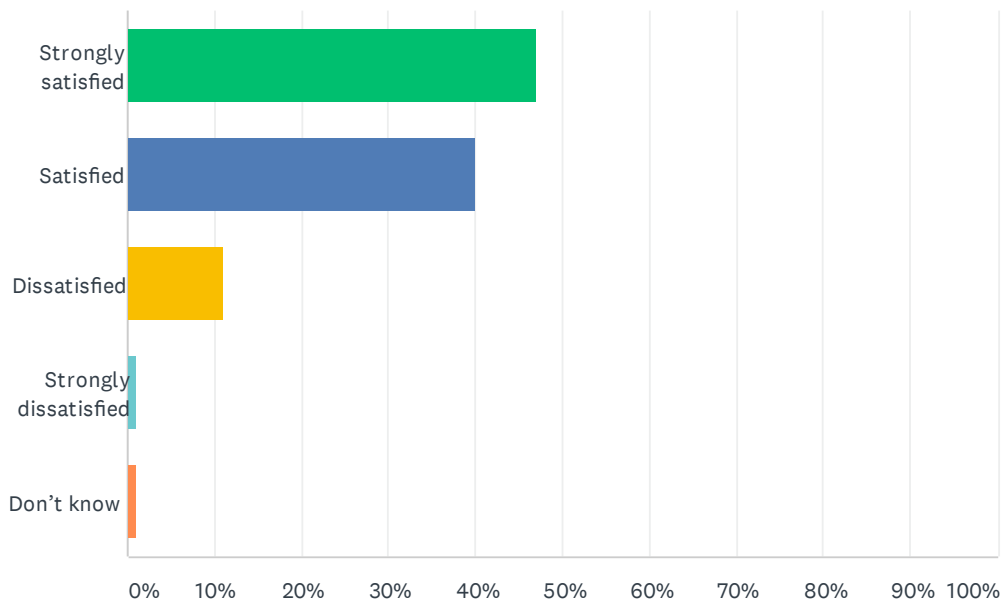
Answered: 102 Skipped: 7



ANSWER CHOICES	RESPONSES	
Strongly satisfied	40.20%	41
Satisfied	45.10%	46
Dissatisfied	11.76%	12
Strongly dissatisfied	2.94%	3
Don't know	0.00%	0
TOTAL		102

Q13 How satisfied are you with the quality of teaching at your child's school?

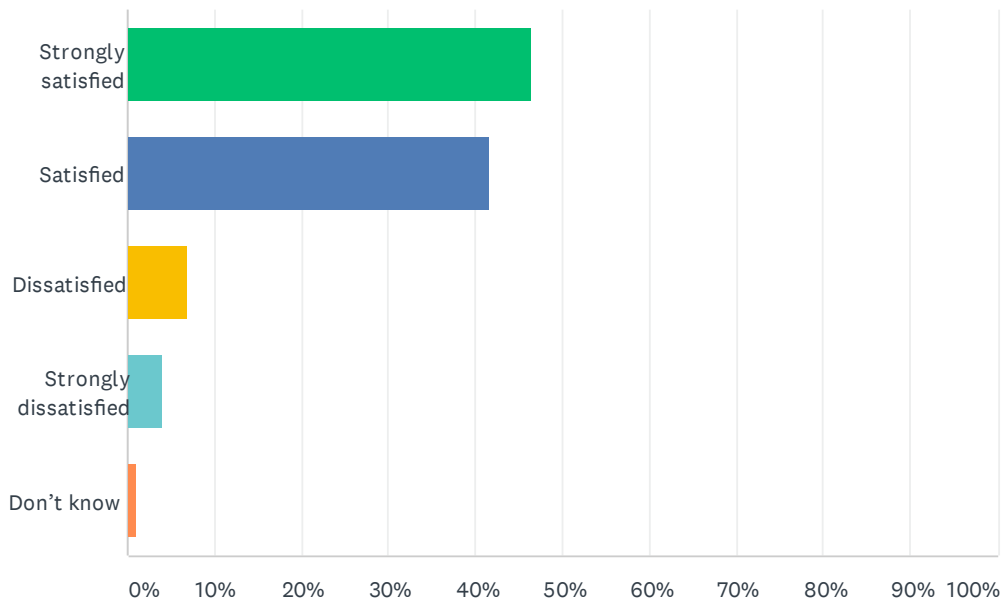
Answered: 100 Skipped: 9



ANSWER CHOICES	RESPONSES	
Strongly satisfied	47.00%	47
Satisfied	40.00%	40
Dissatisfied	11.00%	11
Strongly dissatisfied	1.00%	1
Don't know	1.00%	1
TOTAL		100

Q14 How satisfied are you with the leadership at your child's school?

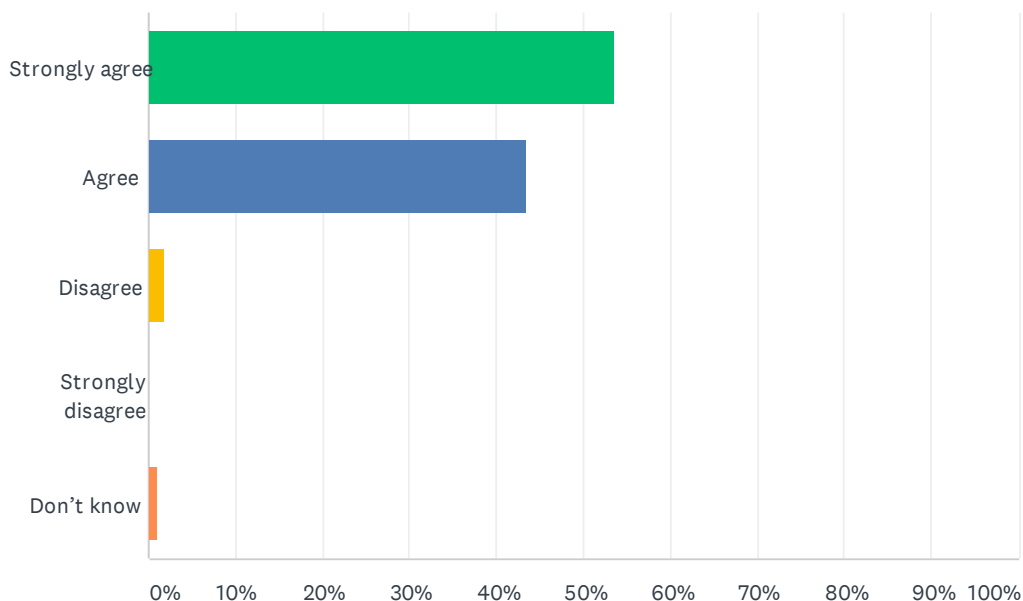
Answered: 101 Skipped: 8



ANSWER CHOICES	RESPONSES	
Strongly satisfied	46.53%	47
Satisfied	41.58%	42
Dissatisfied	6.93%	7
Strongly dissatisfied	3.96%	4
Don't know	0.99%	1
TOTAL		101

Q15 My child’s school encourages my child to be a responsible, respectful and engaged citizen.

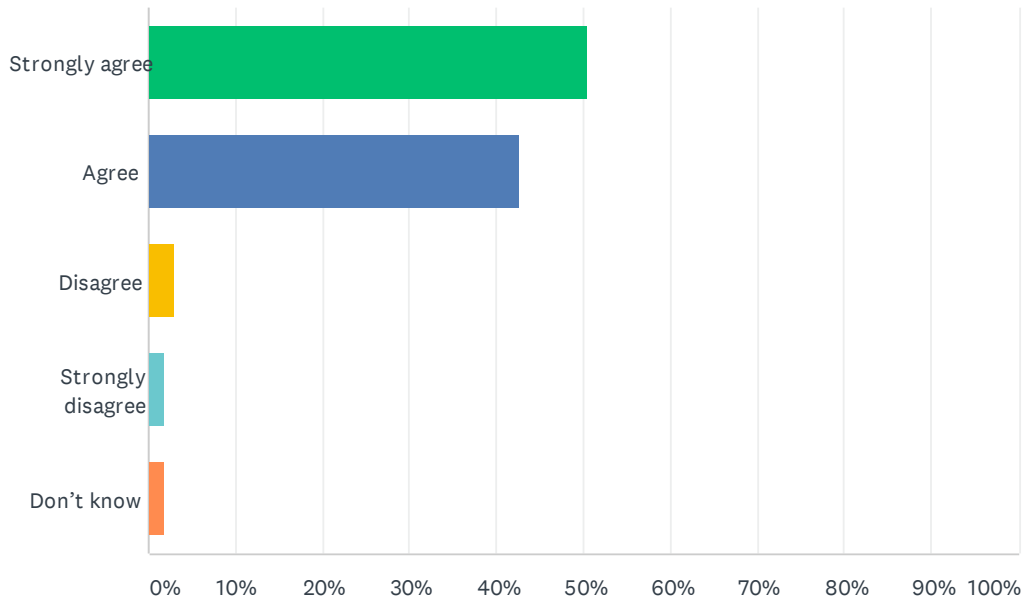
Answered: 101 Skipped: 8



ANSWER CHOICES	RESPONSES	
Strongly agree	53.47%	54
Agree	43.56%	44
Disagree	1.98%	2
Strongly disagree	0.00%	0
Don't know	0.99%	1
TOTAL		101

Q16 School staff care about my child.

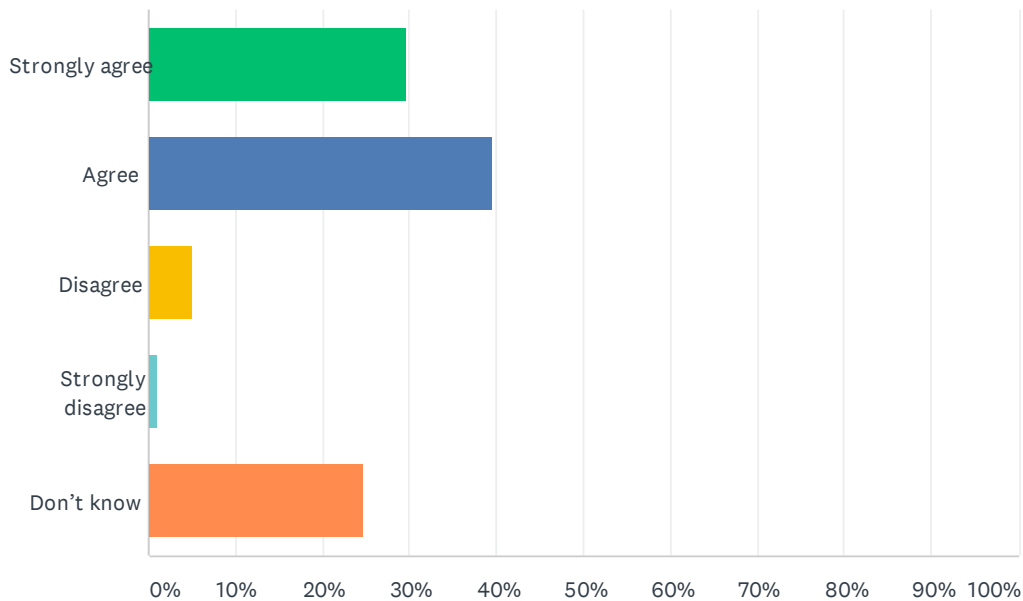
Answered: 101 Skipped: 8



ANSWER CHOICES	RESPONSES	
Strongly agree	50.50%	51
Agree	42.57%	43
Disagree	2.97%	3
Strongly disagree	1.98%	2
Don't know	1.98%	2
TOTAL		101

Q17 My child's school handles discipline fairly and reasonably.

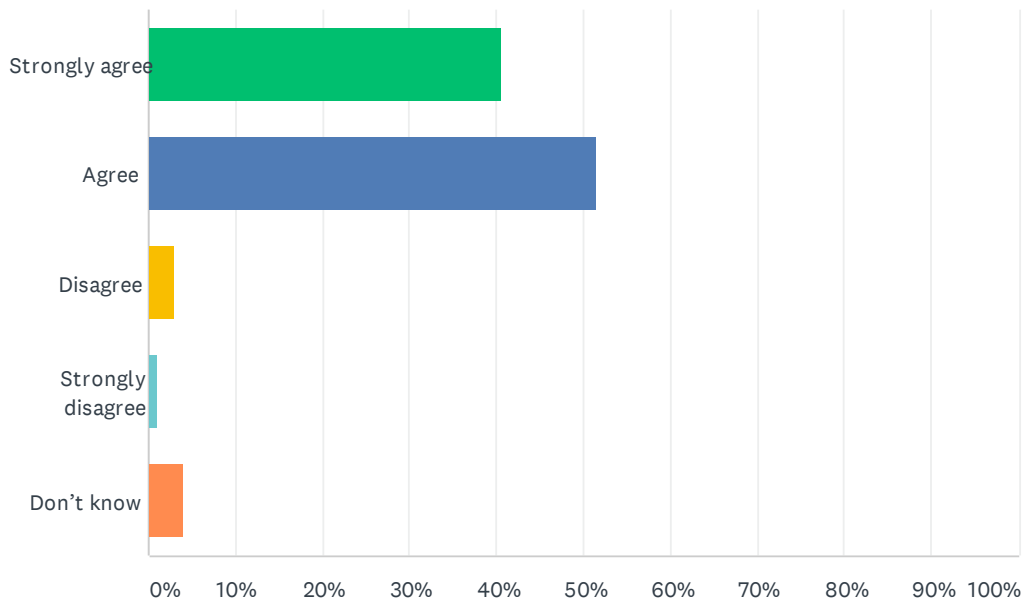
Answered: 101 Skipped: 8



ANSWER CHOICES	RESPONSES	
Strongly agree	29.70%	30
Agree	39.60%	40
Disagree	4.95%	5
Strongly disagree	0.99%	1
Don't know	24.75%	25
TOTAL		101

Q18 My child's school is safe.

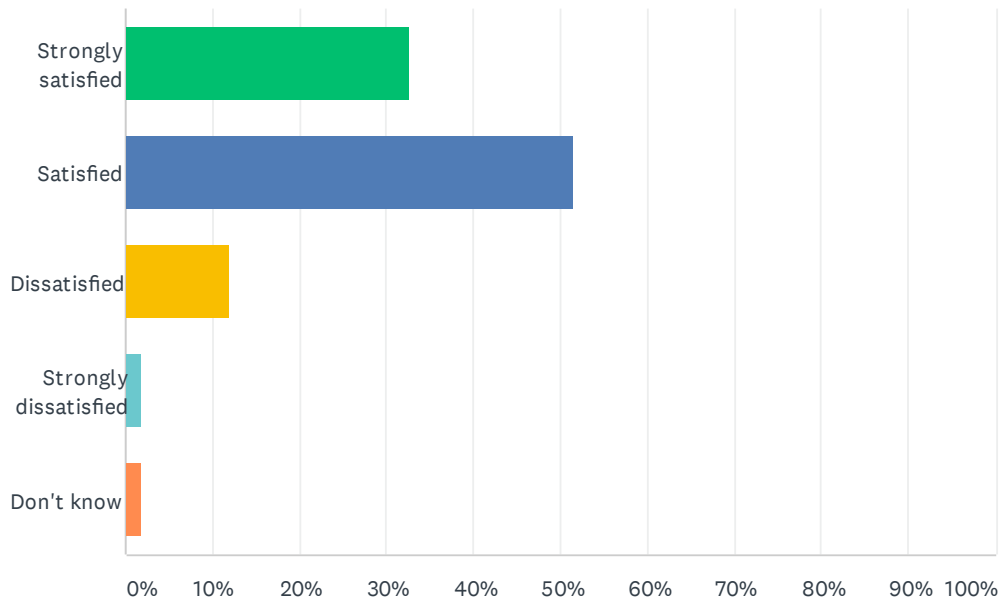
Answered: 101 Skipped: 8



ANSWER CHOICES	RESPONSES	
Strongly agree	40.59%	41
Agree	51.49%	52
Disagree	2.97%	3
Strongly disagree	0.99%	1
Don't know	3.96%	4
TOTAL		101

Q19 How satisfied are you with the resources available to support your child's learning?

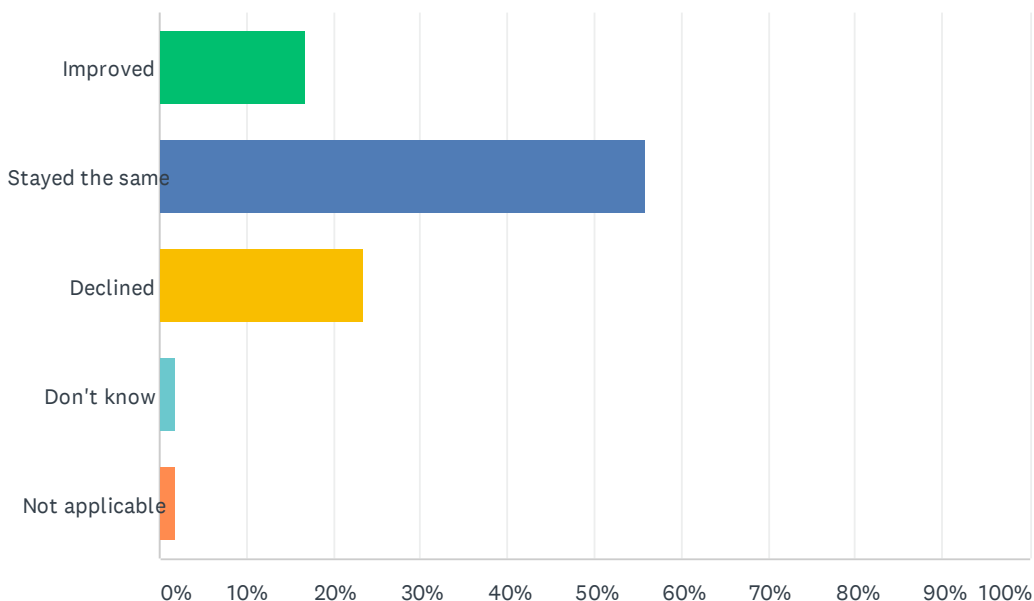
Answered: 101 Skipped: 8



ANSWER CHOICES	RESPONSES	
Strongly satisfied	32.67%	33
Satisfied	51.49%	52
Dissatisfied	11.88%	12
Strongly dissatisfied	1.98%	2
Don't know	1.98%	2
TOTAL		101

Q20 In your opinion, has the quality of education your child experienced improved, stayed the same or declined in the past three years?

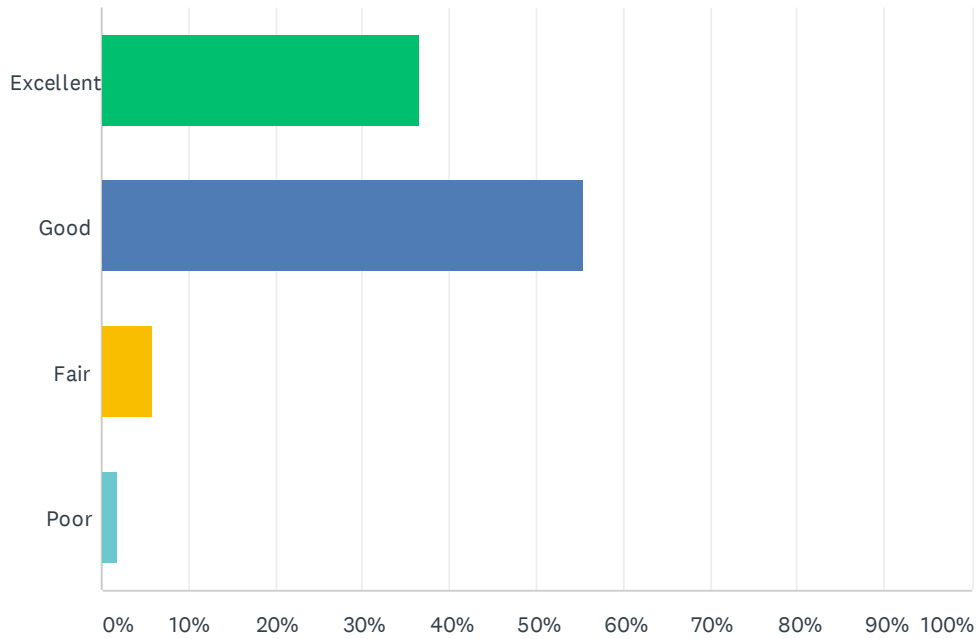
Answered: 102 Skipped: 7



ANSWER CHOICES	RESPONSES	
Improved	16.67%	17
Stayed the same	55.88%	57
Declined	23.53%	24
Don't know	1.96%	2
Not applicable	1.96%	2
TOTAL		102

Q21 How do you rate the physical condition of your child's school?

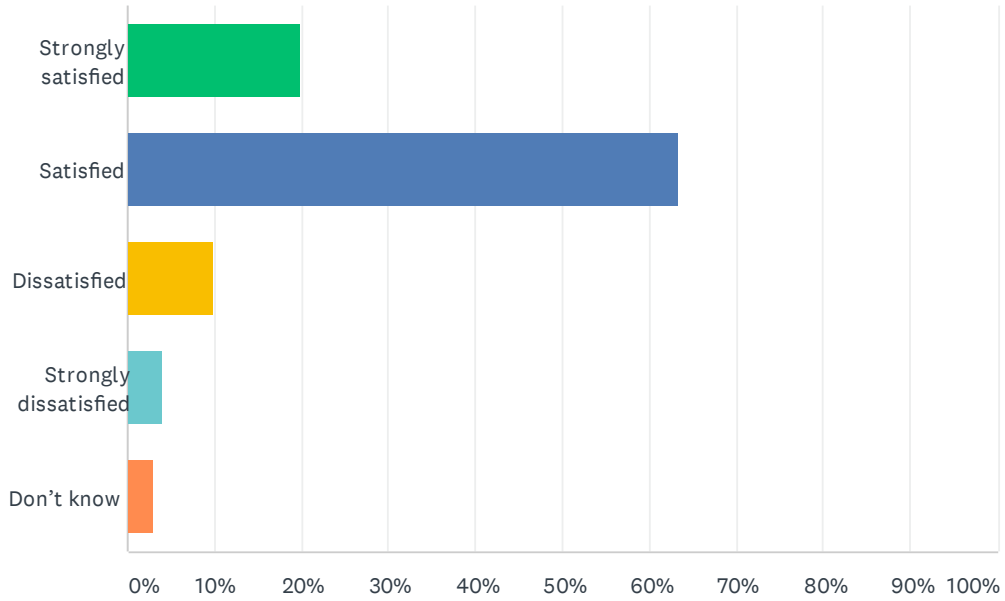
Answered: 101 Skipped: 8



ANSWER CHOICES	RESPONSES	
Excellent	36.63%	37
Good	55.45%	56
Fair	5.94%	6
Poor	1.98%	2
TOTAL		101

Q22 How satisfied are you with the opportunities provided to be involved in your child's education?

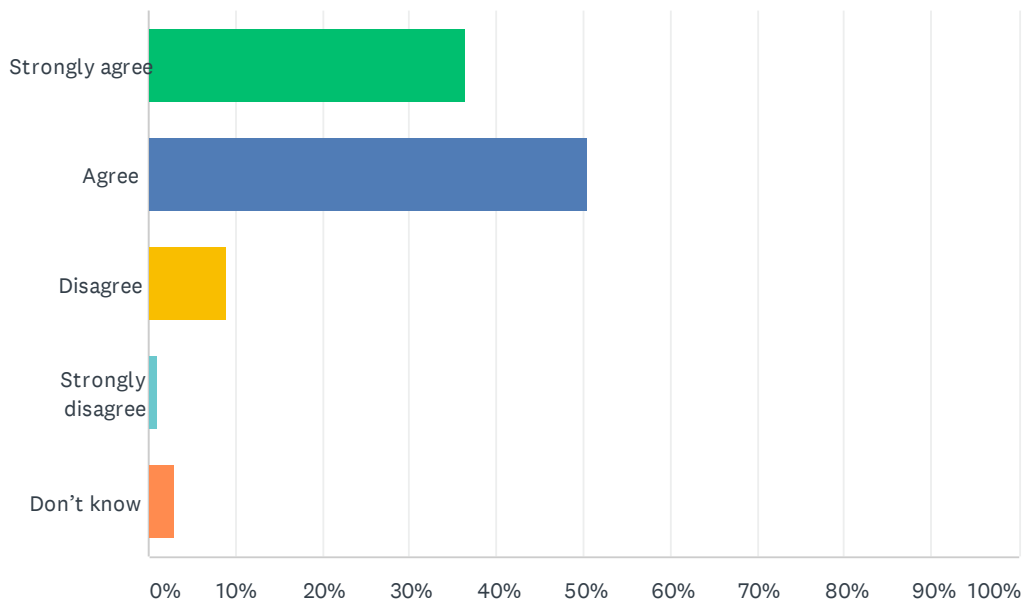
Answered: 101 Skipped: 8



ANSWER CHOICES	RESPONSES	
Strongly satisfied	19.80%	20
Satisfied	63.37%	64
Dissatisfied	9.90%	10
Strongly dissatisfied	3.96%	4
Don't know	2.97%	3
TOTAL		101

Q23 The school keeps me informed about my child's progress and achievement.

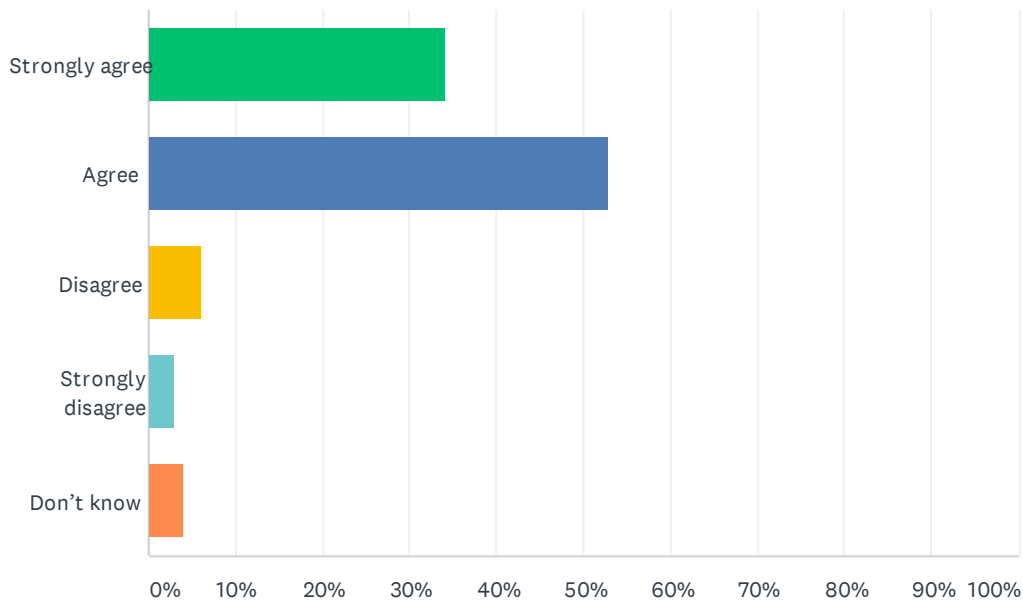
Answered: 99 Skipped: 10



ANSWER CHOICES	RESPONSES	
Strongly agree	36.36%	36
Agree	50.51%	50
Disagree	9.09%	9
Strongly disagree	1.01%	1
Don't know	3.03%	3
TOTAL		99

Q24 There is open and honest communication within my child's school.

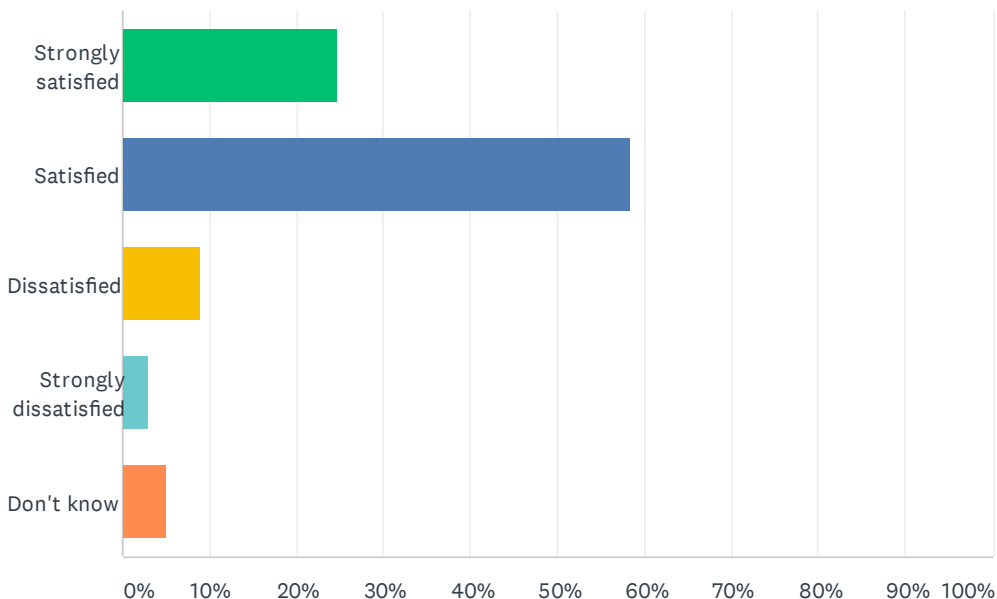
Answered: 100 Skipped: 9



ANSWER CHOICES	RESPONSES	
Strongly agree	34.00%	34
Agree	53.00%	53
Disagree	6.00%	6
Strongly disagree	3.00%	3
Don't know	4.00%	4
TOTAL		100

Q25 How satisfied are you with the Division’s commitment to engaging families in matters that affect public education?

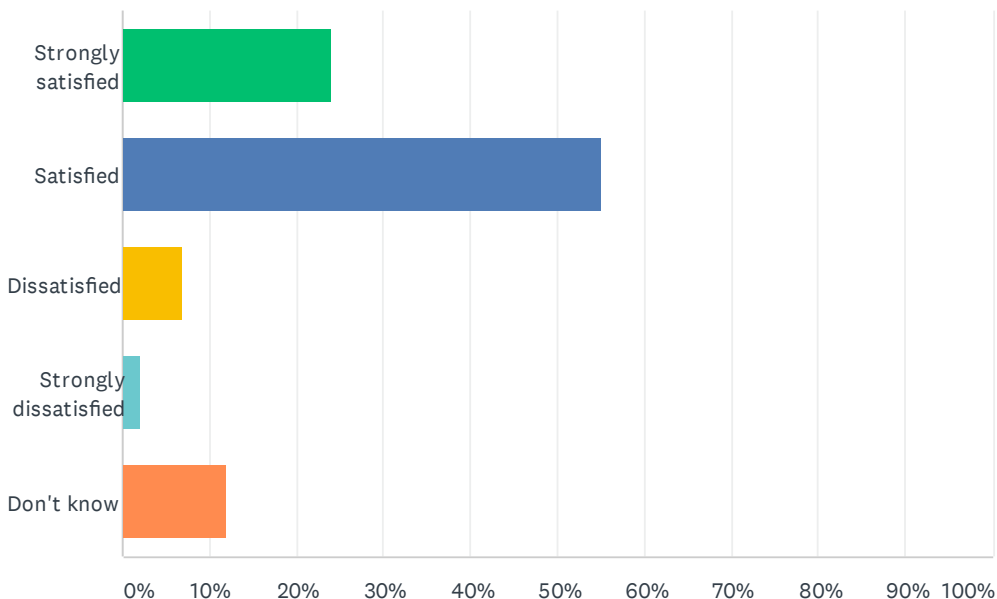
Answered: 101 Skipped: 8



ANSWER CHOICES	RESPONSES	
Strongly satisfied	24.75%	25
Satisfied	58.42%	59
Dissatisfied	8.91%	9
Strongly dissatisfied	2.97%	3
Don't know	4.95%	5
TOTAL		101

Q26 How satisfied are you with the Division’s commitment to advocating for public education?

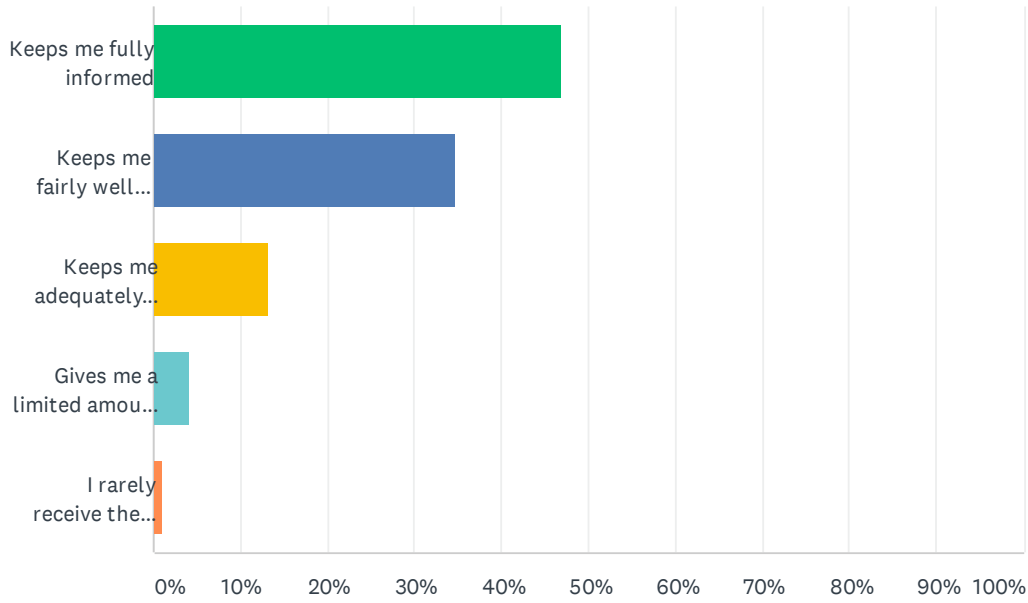
Answered: 100 Skipped: 9



ANSWER CHOICES	RESPONSES	
Strongly satisfied	24.00%	24
Satisfied	55.00%	55
Dissatisfied	7.00%	7
Strongly dissatisfied	2.00%	2
Don't know	12.00%	12
TOTAL		100

Q27 Elk Island Public Schools appreciates the opportunity to stay connected with parents about news, activities, programs and other matters of importance. What is your impression of the communication you receive from your child's school?

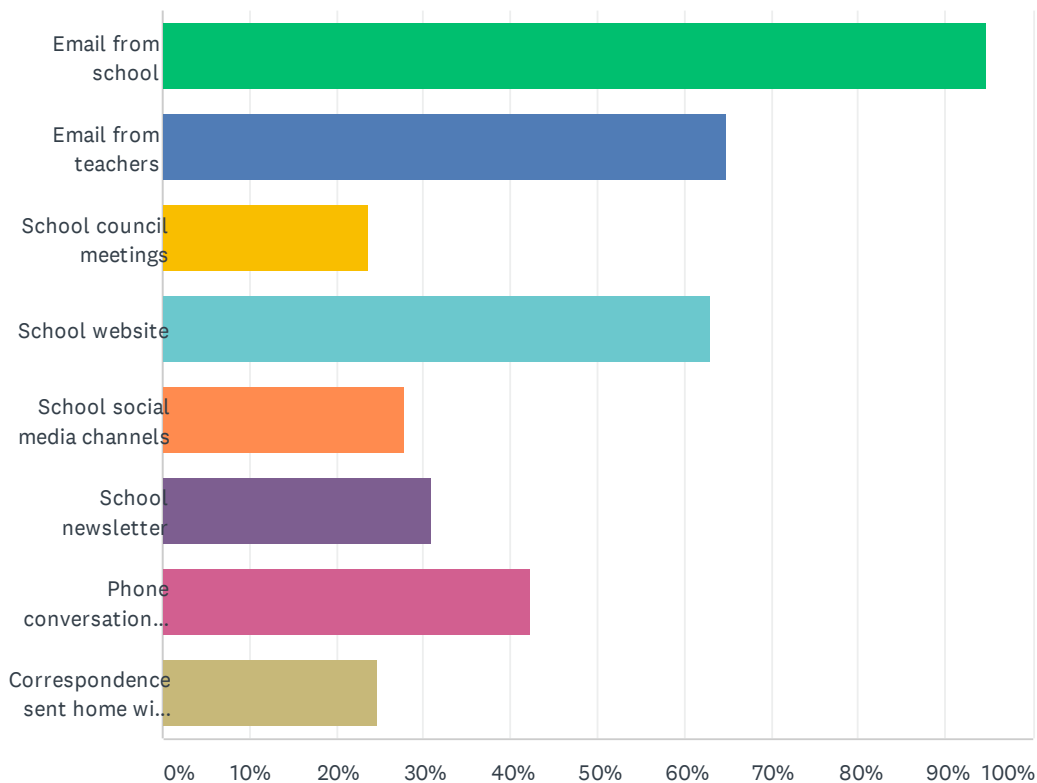
Answered: 98 Skipped: 11



ANSWER CHOICES	RESPONSES	
Keeps me fully informed	46.94%	46
Keeps me fairly well informed	34.69%	34
Keeps me adequately informed	13.27%	13
Gives me a limited amount of information	4.08%	4
I rarely receive the information I need	1.02%	1
TOTAL		98

Q28 Do you regularly make use of the following to keep up to date on school activities, programs, etc.? Check all that apply.

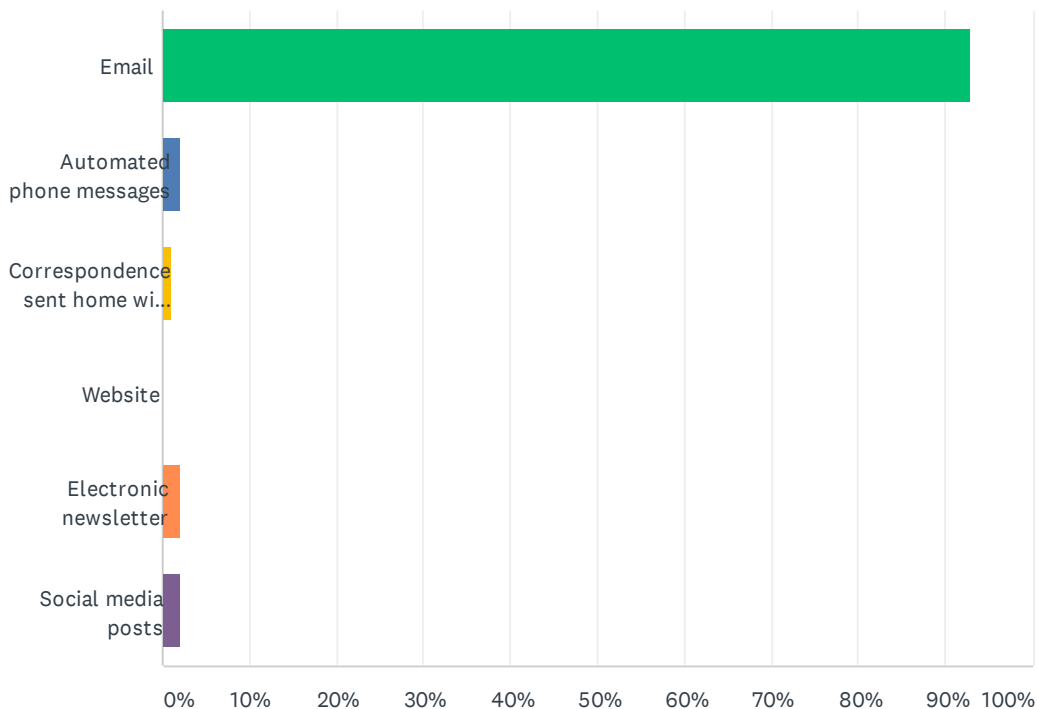
Answered: 97 Skipped: 12



ANSWER CHOICES	RESPONSES	
Email from school	94.85%	92
Email from teachers	64.95%	63
School council meetings	23.71%	23
School website	62.89%	61
School social media channels	27.84%	27
School newsletter	30.93%	30
Phone conversations with the school or teachers	42.27%	41
Correspondence sent home with my child	24.74%	24
Total Respondents: 97		

Q29 What is your most preferred method of communication from the school and Division?

Answered: 98 Skipped: 11



ANSWER CHOICES	RESPONSES	
Email	92.86%	91
Automated phone messages	2.04%	2
Correspondence sent home with my child	1.02%	1
Website	0.00%	0
Electronic newsletter	2.04%	2
Social media posts	2.04%	2
TOTAL		98

Q30 Do you visit the Division website (www.eips.ca) for information on:

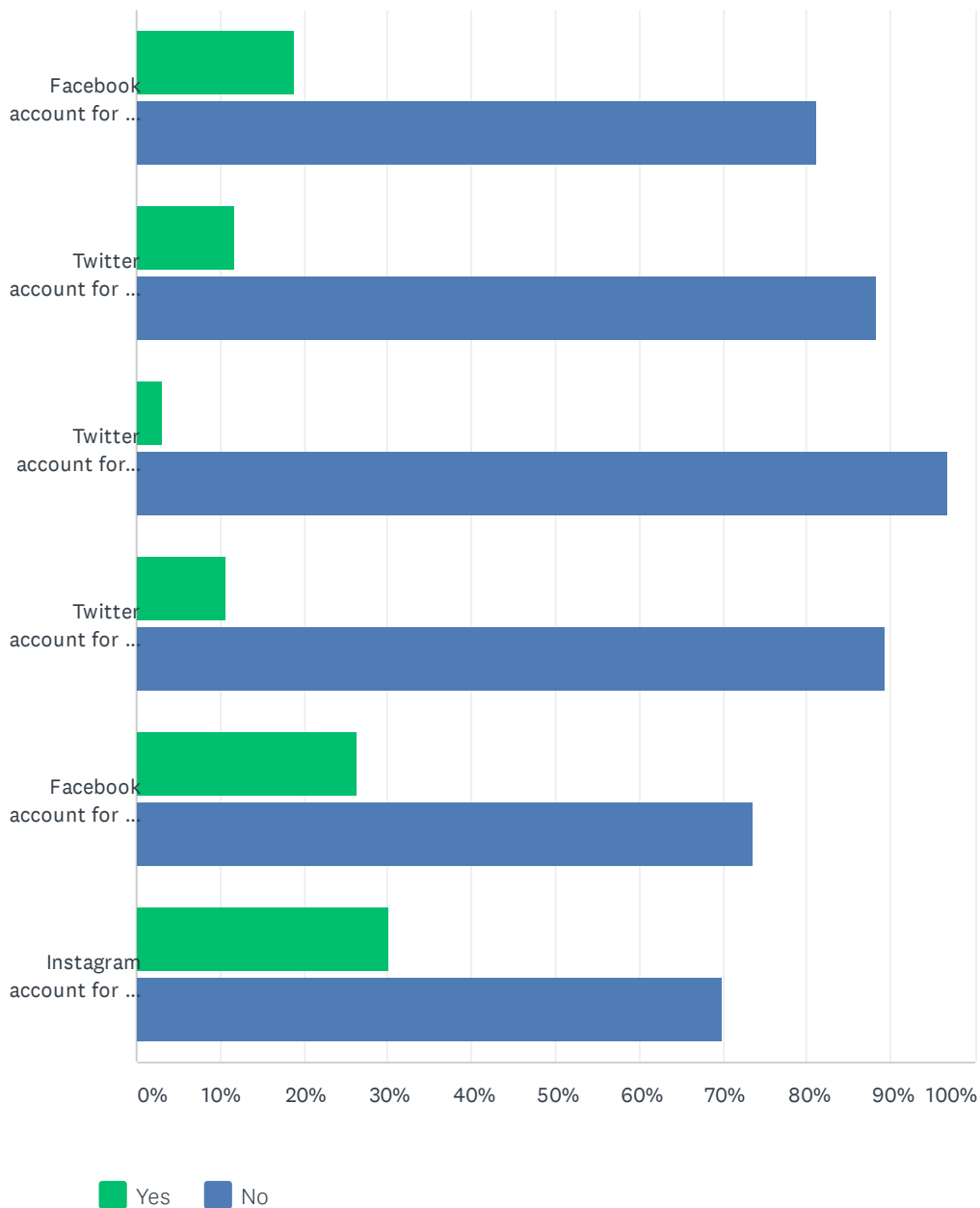
Answered: 98 Skipped: 11

Editor's note:

As Question #30 is only relevant at the Division level, responses have been omitted in the school-level data. As such, pages 35-36 have been excluded from this document.

Q31 The Division and schools often share news and information on social media. Do you follow:

Answered: 97 Skipped: 12



EIPS Parent Survey 2020-21

	YES	NO	TOTAL	WEIGHTED AVERAGE
Facebook account for the Division (@ElkIslandPublicSchools)	18.75% 18	81.25% 78	96	1.19
Twitter account for the Division (@eips)	11.70% 11	88.30% 83	94	1.12
Twitter account for EIPS Student Transportation (@eipsST)	3.19% 3	96.81% 91	94	1.03
Twitter account for my child's school, if applicable	10.75% 10	89.25% 83	93	1.11
Facebook account for my child's school, if applicable	26.32% 25	73.68% 70	95	1.26
Instagram account for my child's school, if applicable	30.11% 28	69.89% 65	93	1.30