

Q1 What school does your child currently attend? If you have more than one child attending an EIPS school or a child who attends classes at more than one school, complete this survey for each one.

Answered: 90 Skipped: 0

[illegible]

2022-23 EIPS Annual Feedback Survey: Parents and Caregivers

Heritage Hills Elementary									
James Mowat Elementary									
Lakeland Ridge									
Lamont Elementary									
Lamont High									
Mills Haven Elementary									
Mundare School									
Next Step/Outreach									
Pine Street Elementary									
Rudolph Hennig Junior High									
Salisbury Composite High									
Sherwood Heights Juni...									
SouthPointe School									
Strathcona Christian...									
Strathcona Christian...									
Uncas Elementary									
Vegreville Composite High									
Wes Hosford Elementary									
Westboro Elementary									
Win Ferguson Elementary									
Woodbridge Farms...									

2022-23 EIPS Annual Feedback Survey: Parents and Caregivers

0% 10% 20% 30% 40% 50% 60% 70% 80% 90% 100%

2022-23 EIPS Annual Feedback Survey: Parents and Caregivers

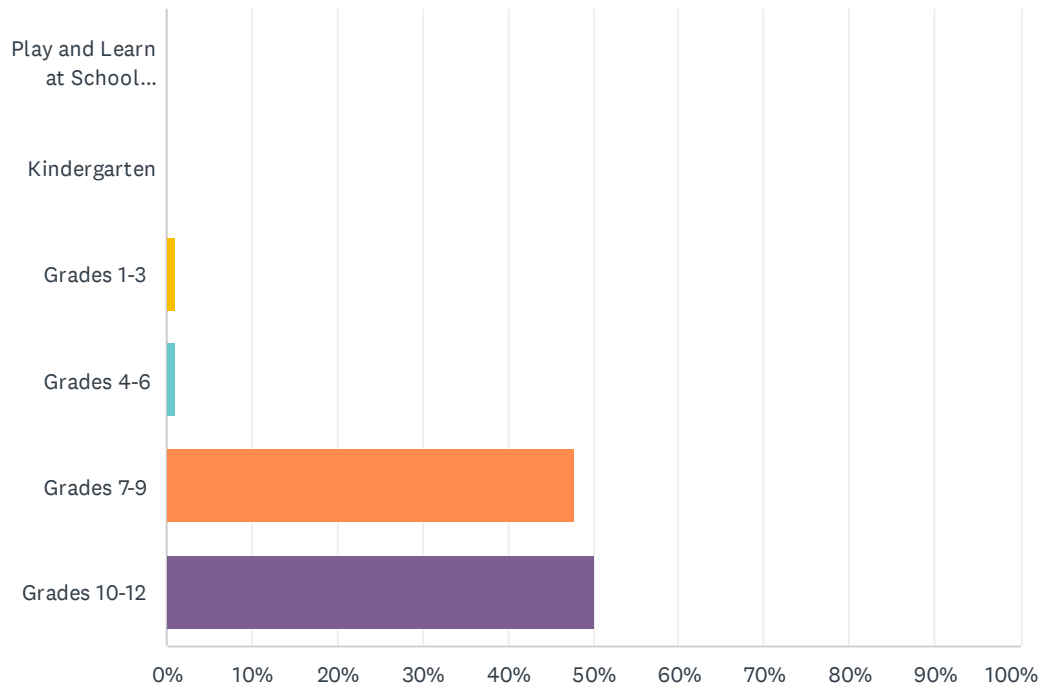
ANSWER CHOICES	RESPONSES	
A.L. Horton Elementary	0.00%	0
Andrew School	0.00%	0
Ardrossan Elementary	0.00%	0
Ardrossan Junior Senior High	0.00%	0
Bev Facey Community High	0.00%	0
Brentwood Elementary	0.00%	0
Bruderheim School	0.00%	0
Clover Bar Junior High	0.00%	0
Davidson Creek Elementary	0.00%	0
École Campbelltown	0.00%	0
École Parc Élémentaire	0.00%	0
F.R. Haythorne Junior High	0.00%	0
Fort Saskatchewan Christian	0.00%	0
Fort Saskatchewan Elementary	0.00%	0
Fort Saskatchewan High	0.00%	0
Fultonvale Elementary Junior High	0.00%	0
Glen Allan Elementary	0.00%	0
Heritage Hills Elementary	0.00%	0
James Mowat Elementary	0.00%	0
Lakeland Ridge	0.00%	0
Lamont Elementary	0.00%	0
Lamont High	0.00%	0
Mills Haven Elementary	0.00%	0
Mundare School	0.00%	0
Next Step/Outreach	0.00%	0
Pine Street Elementary	0.00%	0
Rudolph Hennig Junior High	0.00%	0
Salisbury Composite High	0.00%	0
Sherwood Heights Junior High	0.00%	0
SouthPointe School	0.00%	0
Strathcona Christian Academy Elementary	0.00%	0
Strathcona Christian Academy Secondary	100.00%	90

2022-23 EIPS Annual Feedback Survey: Parents and Caregivers

Uncas Elementary	0.00%	0
Vegreville Composite High	0.00%	0
Wes Hosford Elementary	0.00%	0
Westboro Elementary	0.00%	0
Win Ferguson Elementary	0.00%	0
Woodbridge Farms Elementary	0.00%	0
TOTAL		90

Q2 What grade is your child currently in?

Answered: 90 Skipped: 0



ANSWER CHOICES	RESPONSES	
Play and Learn at School (PALS)	0.00%	0
Kindergarten	0.00%	0
Grades 1-3	1.11%	1
Grades 4-6	1.11%	1
Grades 7-9	47.78%	43
Grades 10-12	50.00%	45
TOTAL		90

Q3 As a result of being in the Play and Learn at School (PALS) program, my child's demonstrating growth in their development.

Answered: 0 Skipped: 90

 No matching responses.

ANSWER CHOICES	RESPONSES	
Strongly agree	0.00%	0
Agree	0.00%	0
Disagree	0.00%	0
Strongly disagree	0.00%	0
Don't know	0.00%	0
TOTAL		0

Q4 As a result of being in the kindergarten program, my child's becoming ready to enter Grade 1.

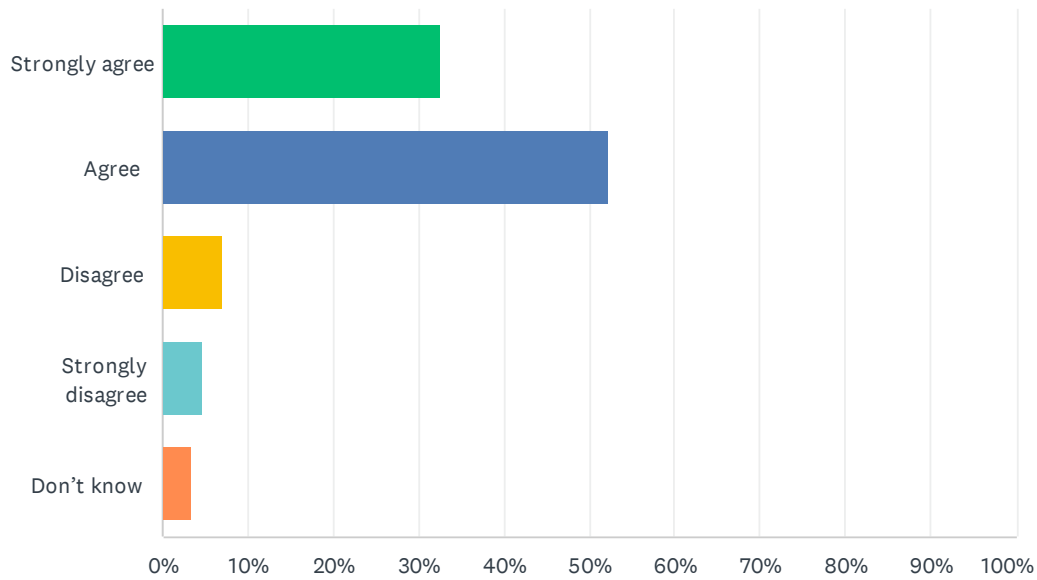
Answered: 0 Skipped: 90

 No matching responses.

ANSWER CHOICES	RESPONSES	
Strongly agree	0.00%	0
Agree	0.00%	0
Disagree	0.00%	0
Strongly disagree	0.00%	0
Don't know	0.00%	0
TOTAL		0

Q5 My child's individual needs are met.

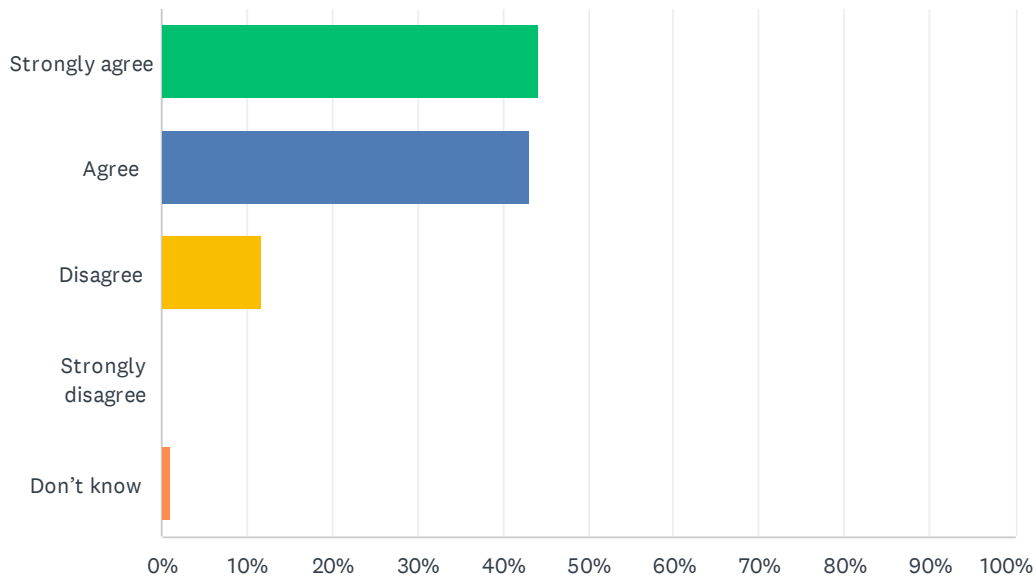
Answered: 86 Skipped: 4



ANSWER CHOICES	RESPONSES	
Strongly agree	32.56%	28
Agree	52.33%	45
Disagree	6.98%	6
Strongly disagree	4.65%	4
Don't know	3.49%	3
TOTAL		86

Q6 My child's encouraged to do their best.

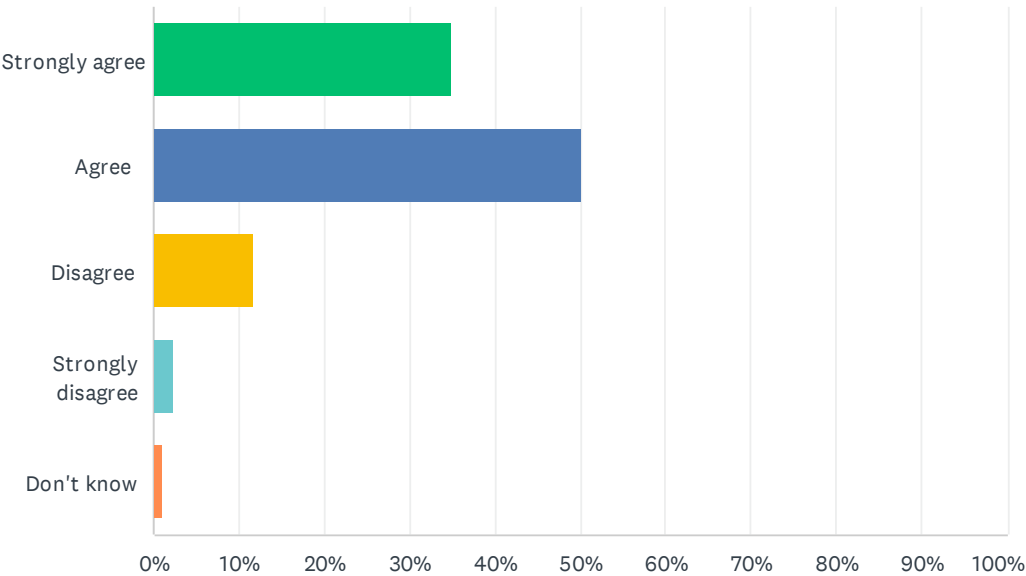
Answered: 86 Skipped: 4



ANSWER CHOICES	RESPONSES	
Strongly agree	44.19%	38
Agree	43.02%	37
Disagree	11.63%	10
Strongly disagree	0.00%	0
Don't know	1.16%	1
TOTAL		86

Q7 My child's demonstrating growth in literacy.

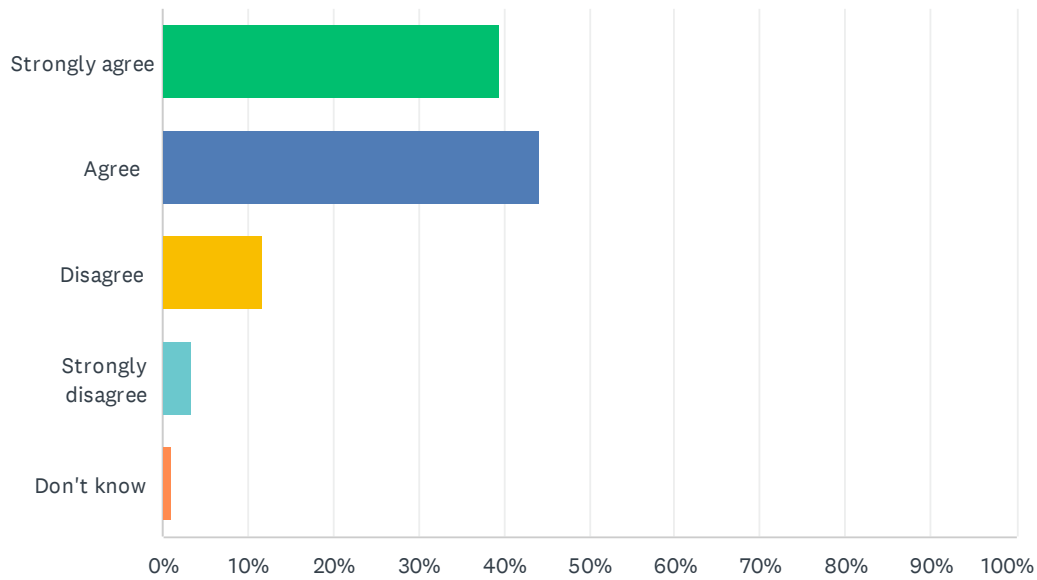
Answered: 86 Skipped: 4



ANSWER CHOICES	RESPONSES	
Strongly agree	34.88%	30
Agree	50.00%	43
Disagree	11.63%	10
Strongly disagree	2.33%	2
Don't know	1.16%	1
TOTAL		86

Q8 My child's demonstrating growth in numeracy.

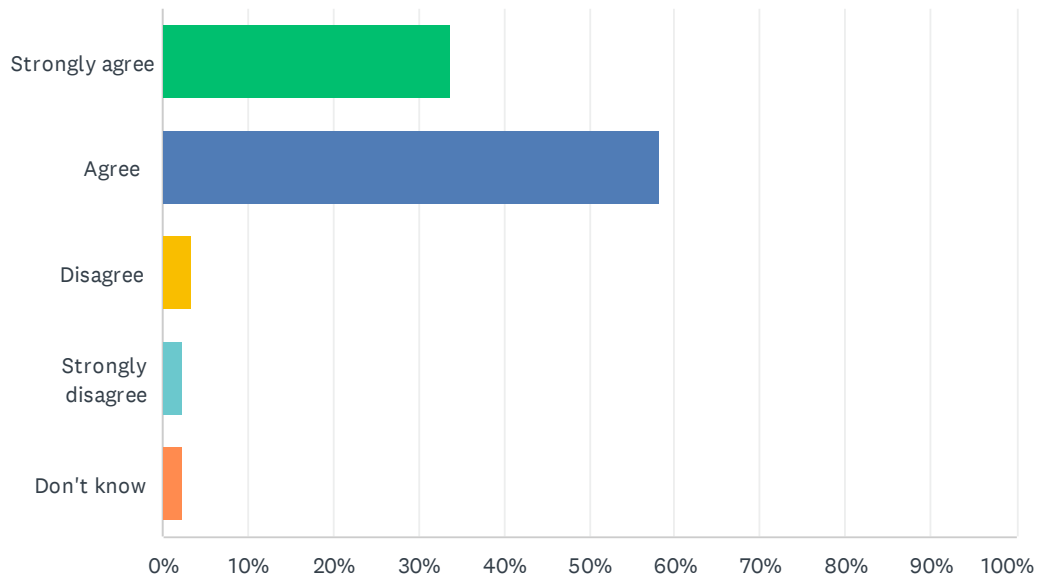
Answered: 86 Skipped: 4



ANSWER CHOICES	RESPONSES	
Strongly agree	39.53%	34
Agree	44.19%	38
Disagree	11.63%	10
Strongly disagree	3.49%	3
Don't know	1.16%	1
TOTAL		86

Q9 My child has an understanding of First Nations, Métis and Inuit culture and history.

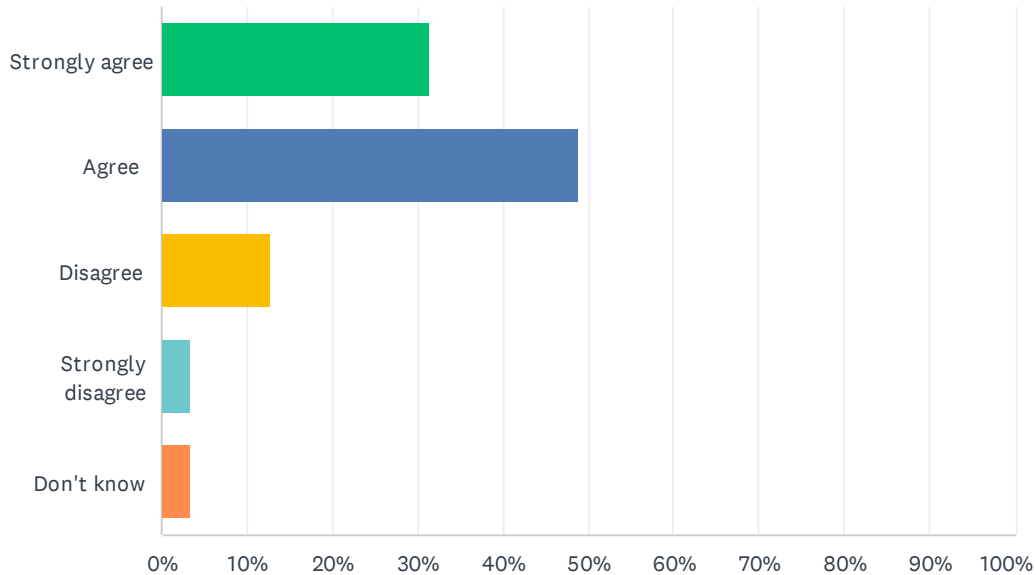
Answered: 86 Skipped: 4



ANSWER CHOICES	RESPONSES	
Strongly agree	33.72%	29
Agree	58.14%	50
Disagree	3.49%	3
Strongly disagree	2.33%	2
Don't know	2.33%	2
TOTAL		86

Q10 My child's learning the knowledge, skills and attitudes necessary to be successful in life.

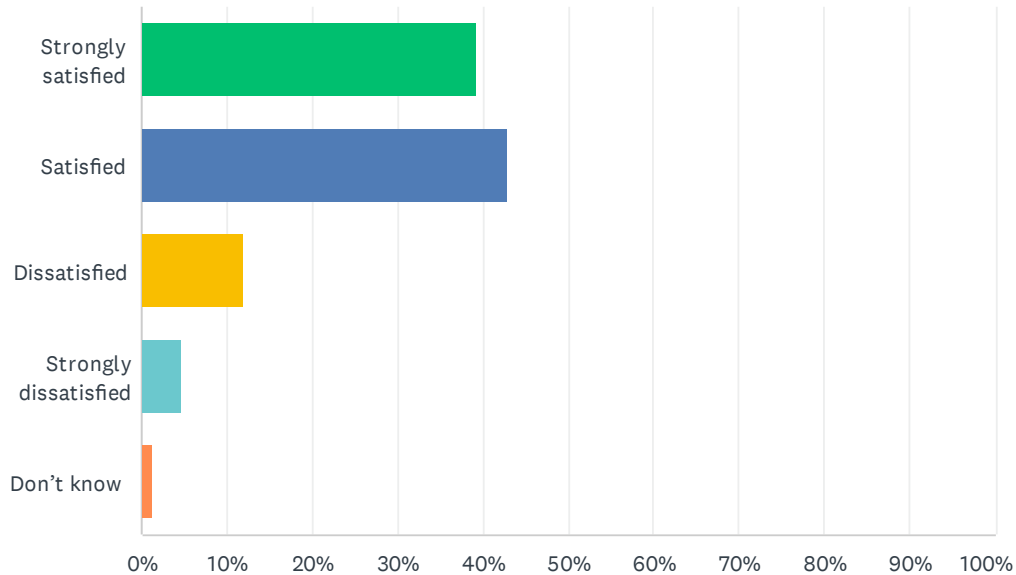
Answered: 86 Skipped: 4



ANSWER CHOICES	RESPONSES	
Strongly agree	31.40%	27
Agree	48.84%	42
Disagree	12.79%	11
Strongly disagree	3.49%	3
Don't know	3.49%	3
TOTAL		86

Q11 How satisfied are you with the quality of education your child's receiving at school?

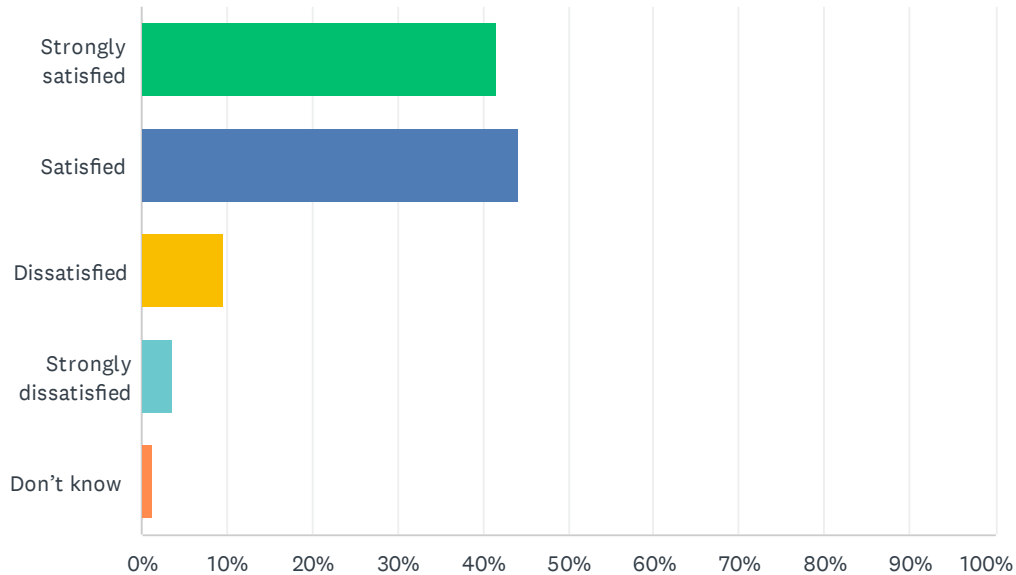
Answered: 84 Skipped: 6



ANSWER CHOICES	RESPONSES	
Strongly satisfied	39.29%	33
Satisfied	42.86%	36
Dissatisfied	11.90%	10
Strongly dissatisfied	4.76%	4
Don't know	1.19%	1
TOTAL		84

Q12 How satisfied are you with the quality of teaching at your child's school?

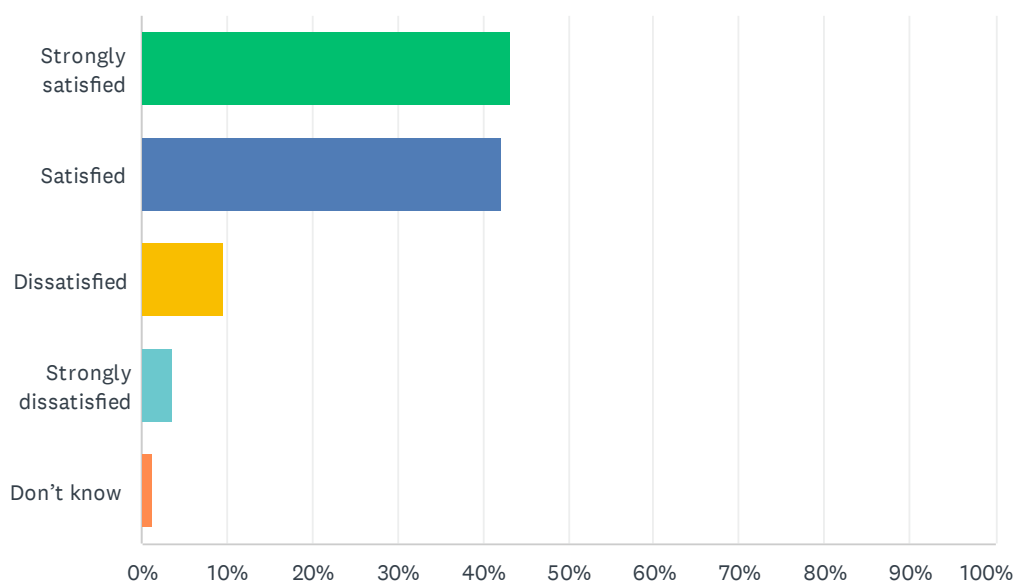
Answered: 84 Skipped: 6



ANSWER CHOICES	RESPONSES	
Strongly satisfied	41.67%	35
Satisfied	44.05%	37
Dissatisfied	9.52%	8
Strongly dissatisfied	3.57%	3
Don't know	1.19%	1
TOTAL		84

Q13 How satisfied are you with the leadership at your child's school?

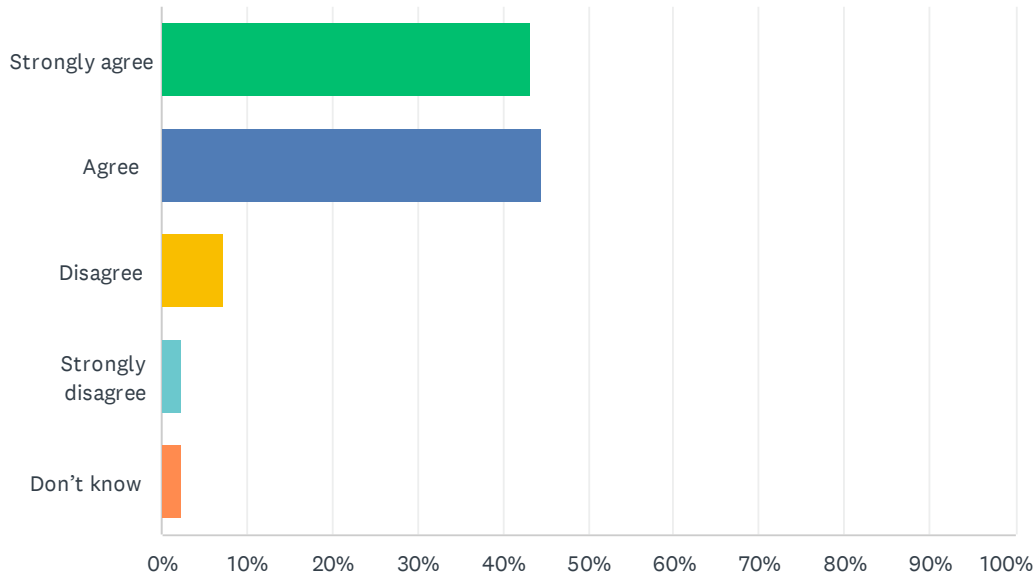
Answered: 83 Skipped: 7



ANSWER CHOICES	RESPONSES	
Strongly satisfied	43.37%	36
Satisfied	42.17%	35
Dissatisfied	9.64%	8
Strongly dissatisfied	3.61%	3
Don't know	1.20%	1
TOTAL		83

Q14 My child's school encourages my child to be a responsible, respectful and engaged citizen.

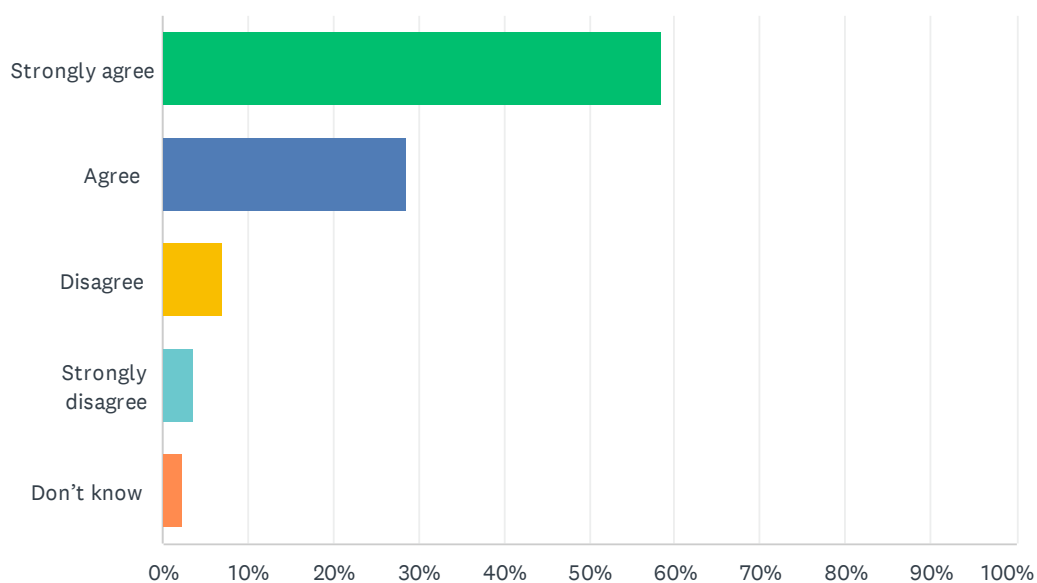
Answered: 83 Skipped: 7



ANSWER CHOICES	RESPONSES	
Strongly agree	43.37%	36
Agree	44.58%	37
Disagree	7.23%	6
Strongly disagree	2.41%	2
Don't know	2.41%	2
TOTAL		83

Q15 School staff care about my child.

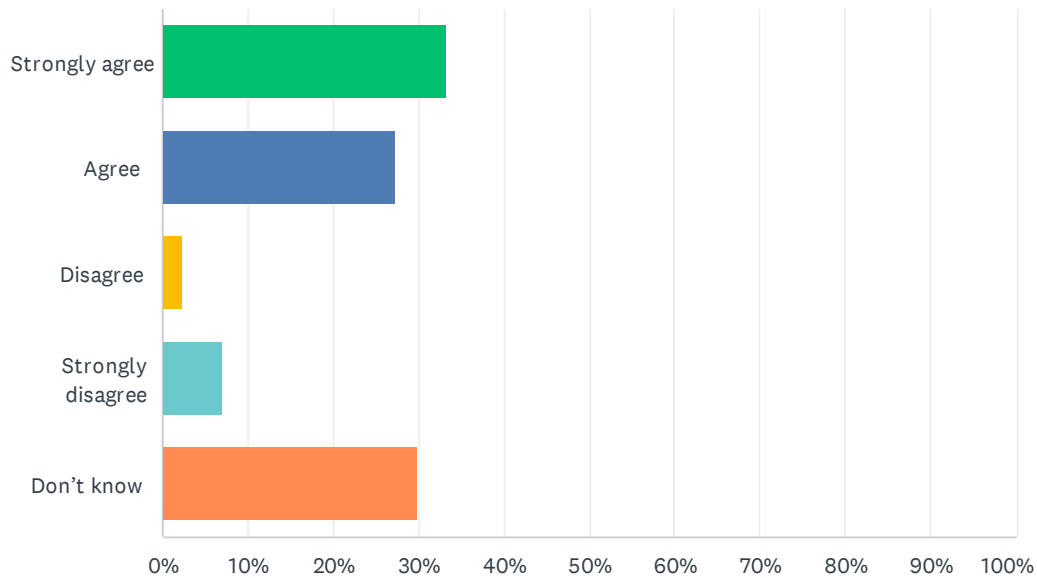
Answered: 84 Skipped: 6



ANSWER CHOICES	RESPONSES	
Strongly agree	58.33%	49
Agree	28.57%	24
Disagree	7.14%	6
Strongly disagree	3.57%	3
Don't know	2.38%	2
TOTAL		84

Q16 My child's school handles discipline fairly and reasonably.

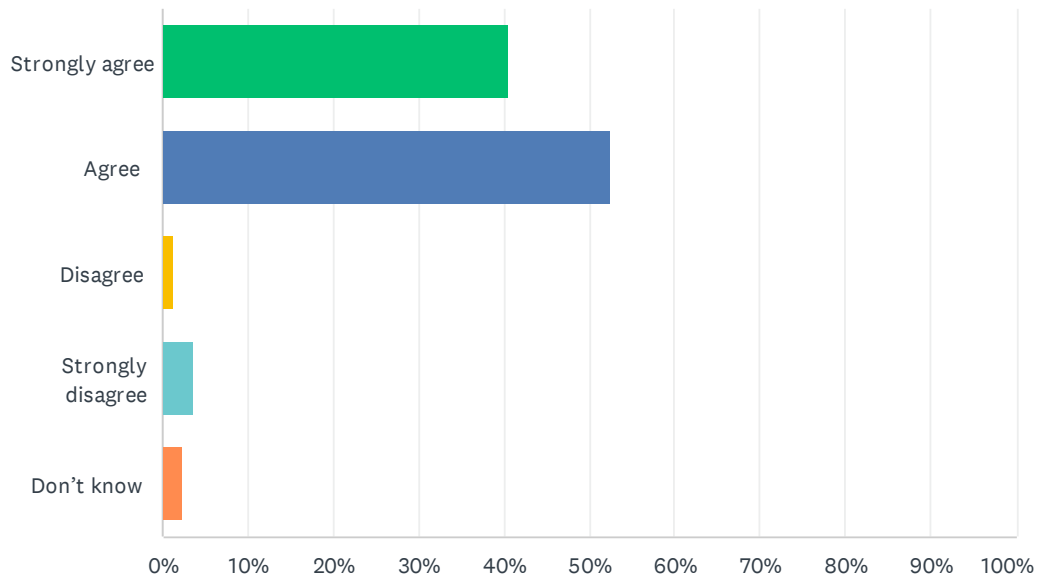
Answered: 84 Skipped: 6



ANSWER CHOICES	RESPONSES	
Strongly agree	33.33%	28
Agree	27.38%	23
Disagree	2.38%	2
Strongly disagree	7.14%	6
Don't know	29.76%	25
TOTAL		84

Q17 My child's school is safe.

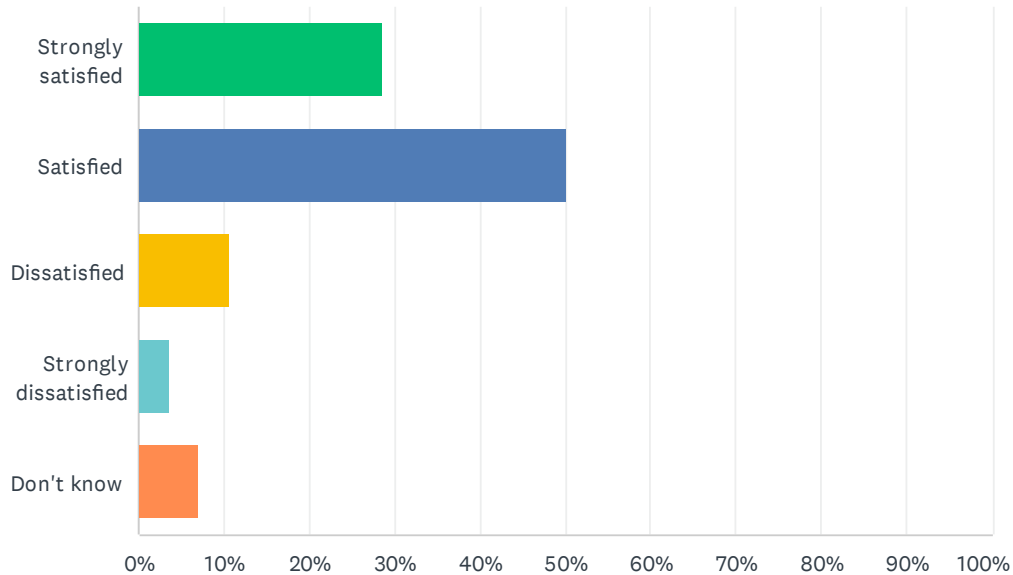
Answered: 84 Skipped: 6



ANSWER CHOICES	RESPONSES	
Strongly agree	40.48%	34
Agree	52.38%	44
Disagree	1.19%	1
Strongly disagree	3.57%	3
Don't know	2.38%	2
TOTAL		84

Q18 How satisfied are you with the resources available to support your child's learning?

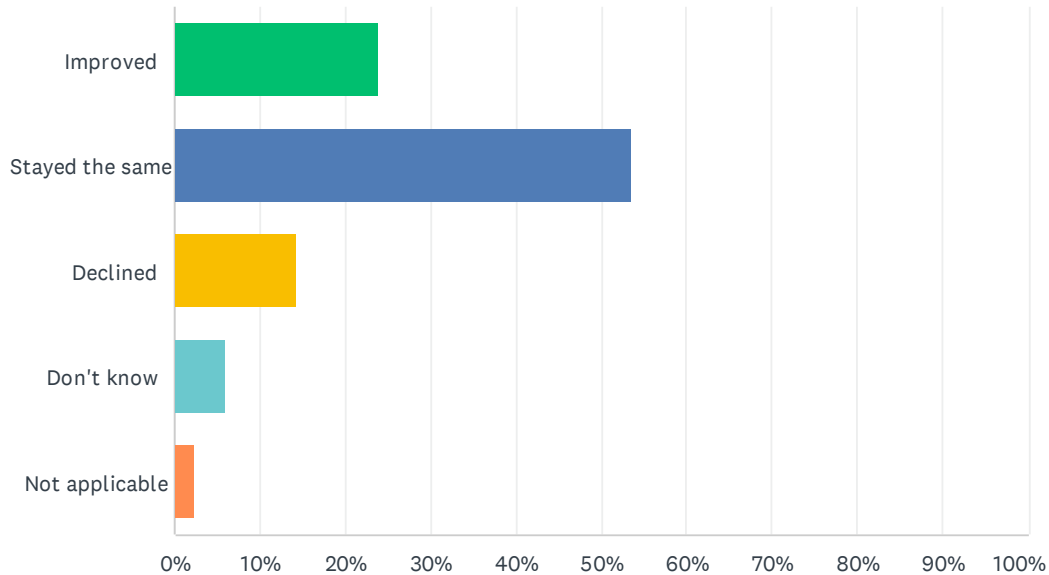
Answered: 84 Skipped: 6



ANSWER CHOICES	RESPONSES	
Strongly satisfied	28.57%	24
Satisfied	50.00%	42
Dissatisfied	10.71%	9
Strongly dissatisfied	3.57%	3
Don't know	7.14%	6
TOTAL		84

Q19 In your opinion, has the quality of education your child's experienced improved, stayed the same or declined in the past three years?

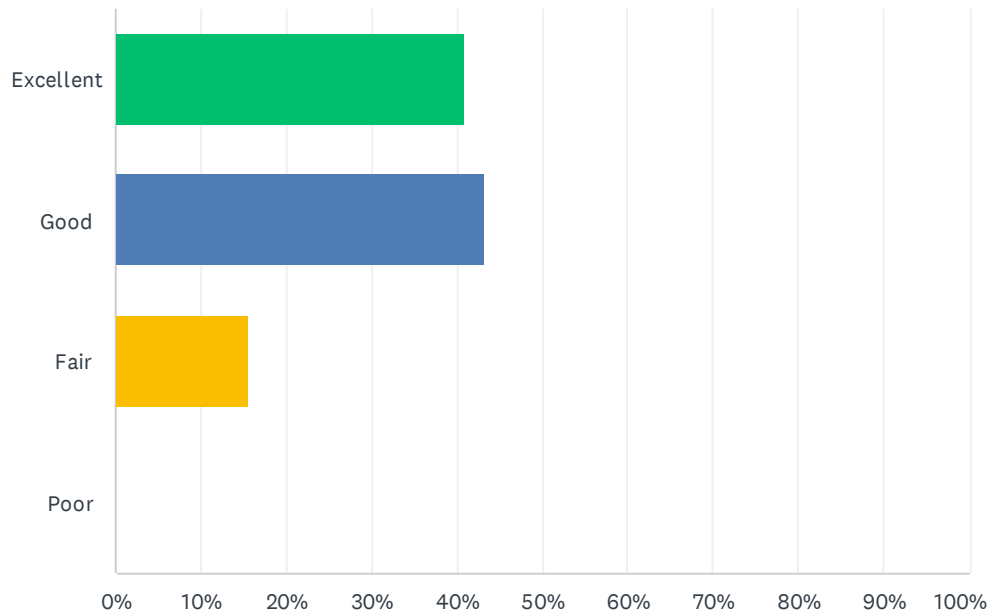
Answered: 84 Skipped: 6



ANSWER CHOICES	RESPONSES	
Improved	23.81%	20
Stayed the same	53.57%	45
Declined	14.29%	12
Don't know	5.95%	5
Not applicable	2.38%	2
TOTAL		84

Q20 How do you rate the physical condition of your child's school?

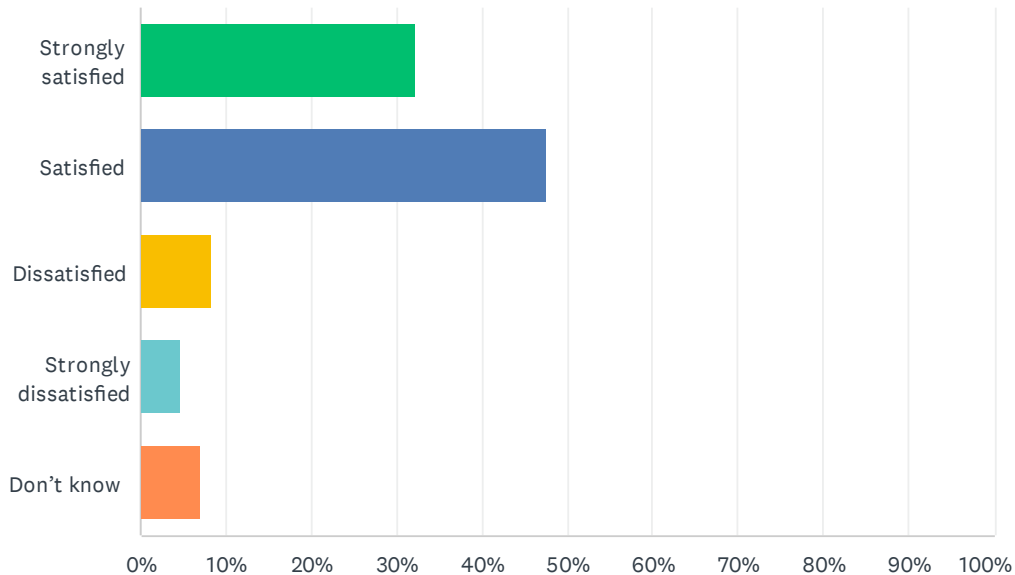
Answered: 83 Skipped: 7



ANSWER CHOICES	RESPONSES	
Excellent	40.96%	34
Good	43.37%	36
Fair	15.66%	13
Poor	0.00%	0
TOTAL		83

Q21 How satisfied are you with the opportunities provided to be involved in your child's education? Refer to the EIPS Parent Engagement overview for examples of involvement and engagement opportunities that help support student success.

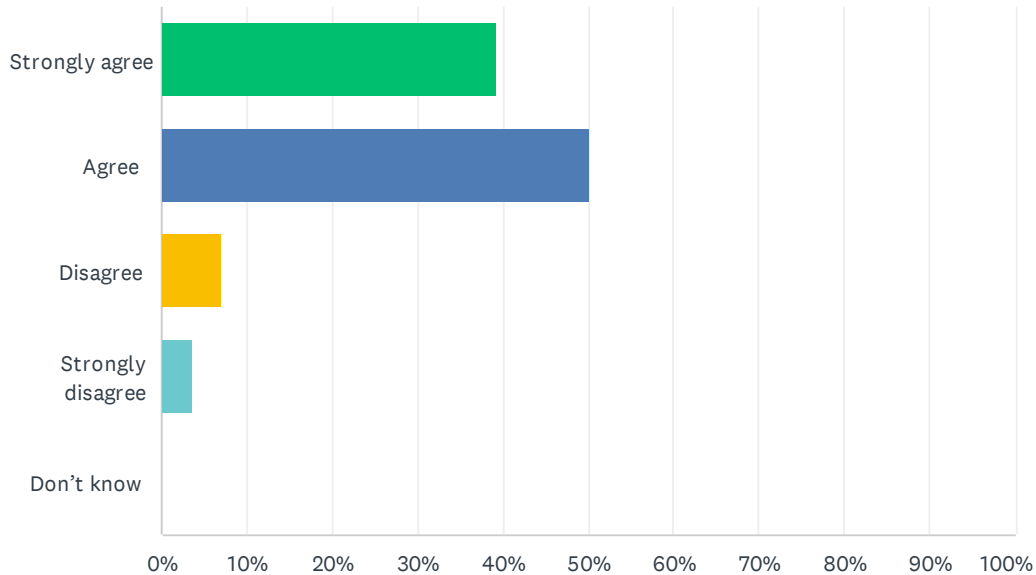
Answered: 84 Skipped: 6



ANSWER CHOICES	RESPONSES	
Strongly satisfied	32.14%	27
Satisfied	47.62%	40
Dissatisfied	8.33%	7
Strongly dissatisfied	4.76%	4
Don't know	7.14%	6
TOTAL		84

Q22 The school keeps me informed about my child's progress and achievement.

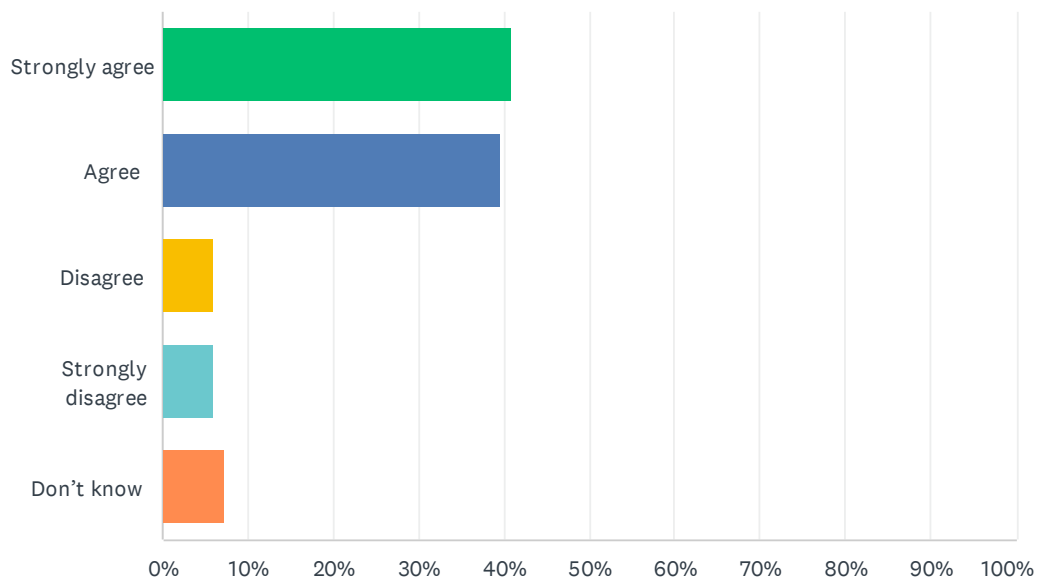
Answered: 84 Skipped: 6



ANSWER CHOICES	RESPONSES	
Strongly agree	39.29%	33
Agree	50.00%	42
Disagree	7.14%	6
Strongly disagree	3.57%	3
Don't know	0.00%	0
TOTAL		84

Q23 There is open and honest communication within my child's school.

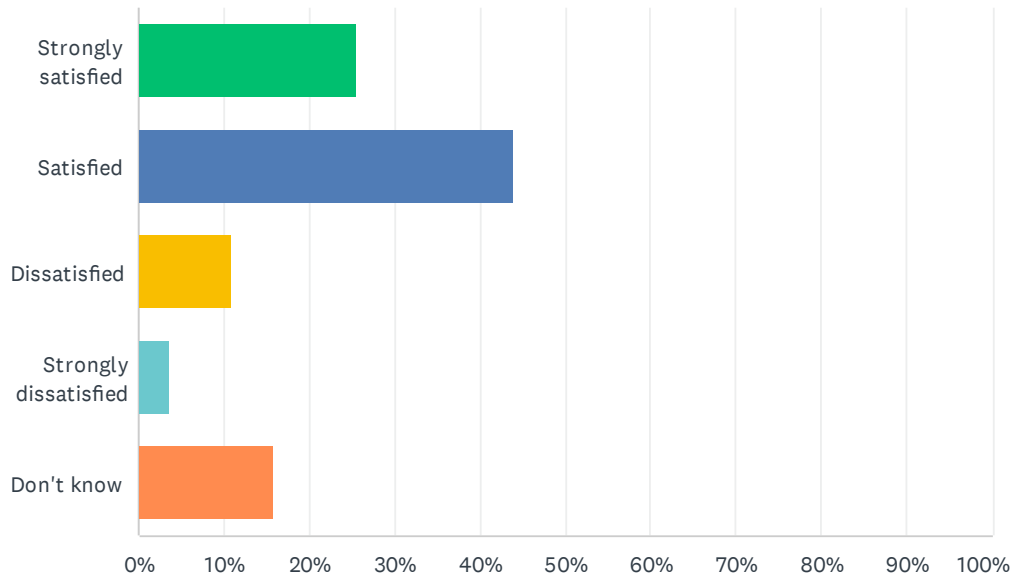
Answered: 83 Skipped: 7



ANSWER CHOICES	RESPONSES	
Strongly agree	40.96%	34
Agree	39.76%	33
Disagree	6.02%	5
Strongly disagree	6.02%	5
Don't know	7.23%	6
TOTAL		83

Q24 How satisfied are you with the Division's commitment to engaging stakeholders—including parents and caregivers—about matters that affect decision-making and public education?

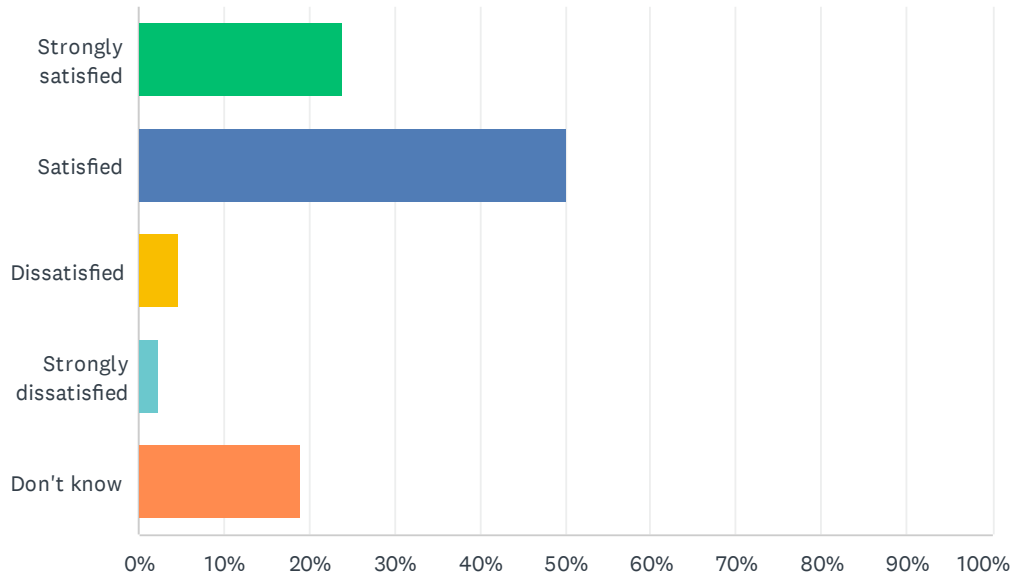
Answered: 82 Skipped: 8



ANSWER CHOICES	RESPONSES	
Strongly satisfied	25.61%	21
Satisfied	43.90%	36
Dissatisfied	10.98%	9
Strongly dissatisfied	3.66%	3
Don't know	15.85%	13
TOTAL		82

Q25 How satisfied are you with the Division's commitment to advocating for public education?

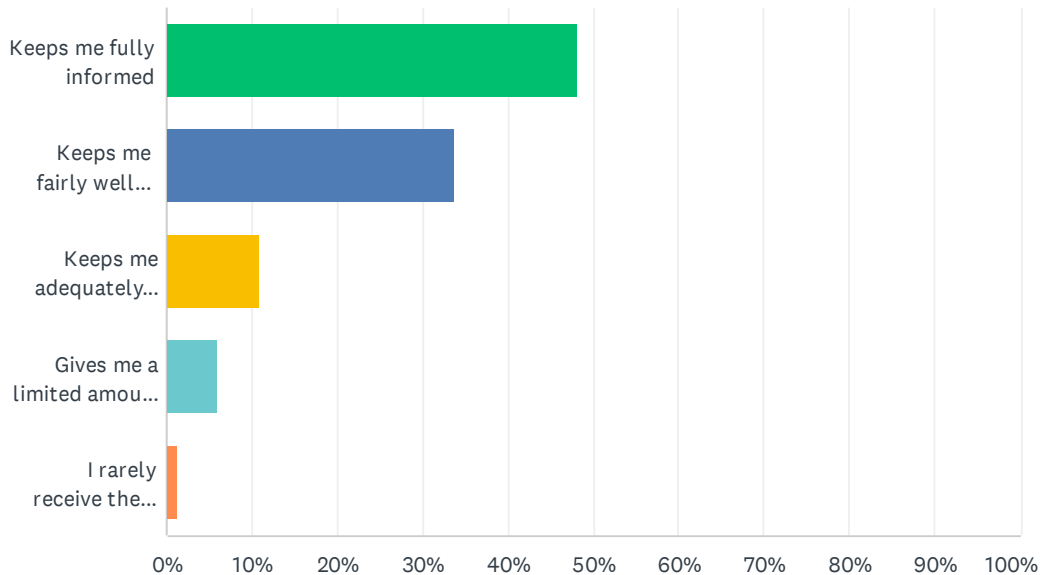
Answered: 84 Skipped: 6



ANSWER CHOICES	RESPONSES	
Strongly satisfied	23.81%	20
Satisfied	50.00%	42
Dissatisfied	4.76%	4
Strongly dissatisfied	2.38%	2
Don't know	19.05%	16
TOTAL		84

Q26 Elk Island Public Schools appreciates the opportunity to stay connected with parents about news, activities, programs and other matters of importance. What is your impression of the communication you receive from your child's school?

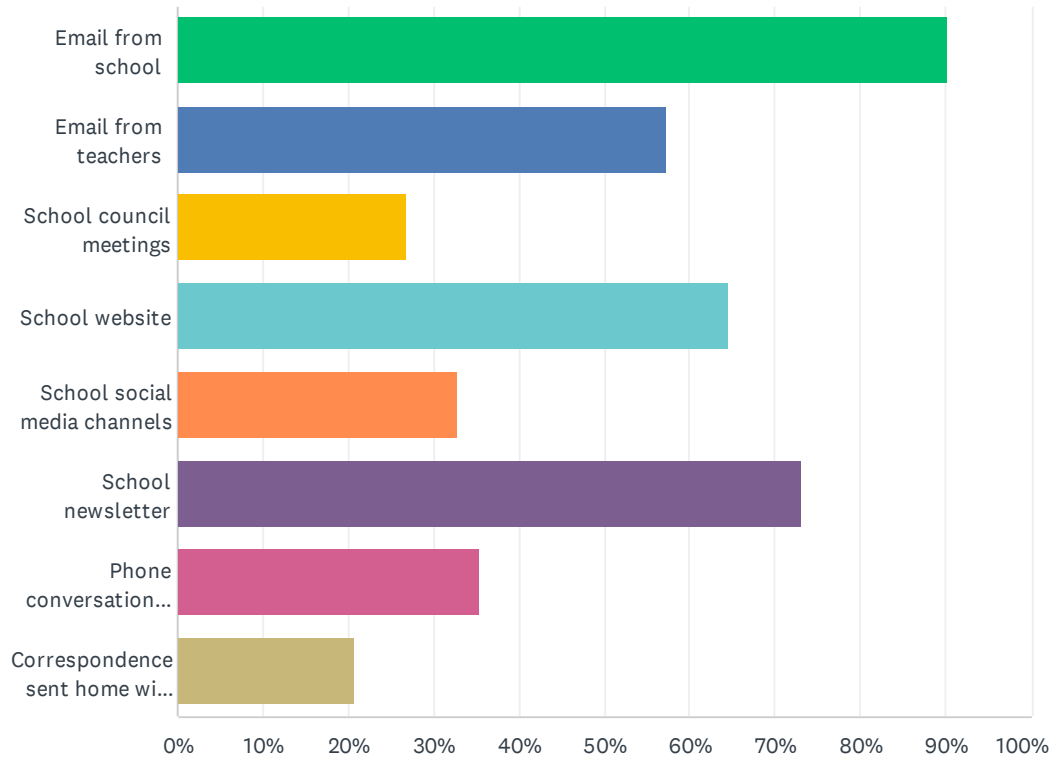
Answered: 83 Skipped: 7



ANSWER CHOICES	RESPONSES	
Keeps me fully informed	48.19%	40
Keeps me fairly well informed	33.73%	28
Keeps me adequately informed	10.84%	9
Gives me a limited amount of information	6.02%	5
I rarely receive the information I need	1.20%	1
TOTAL		83

Q27 Do you regularly make use of the following to keep up to date on school activities, programs, etc.? Check all that apply.

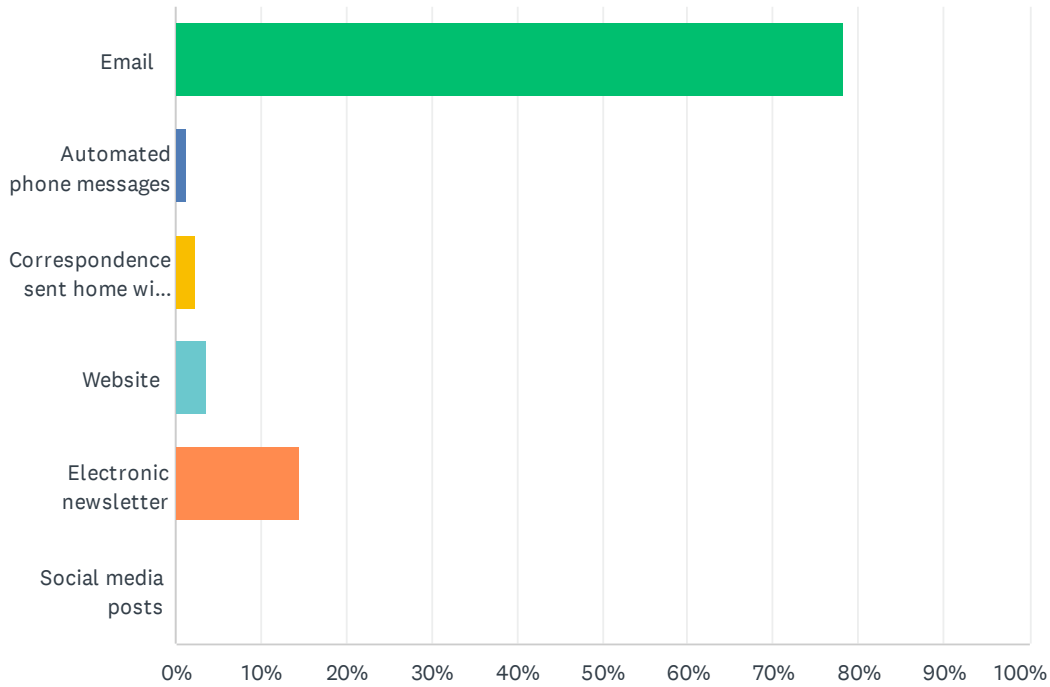
Answered: 82 Skipped: 8



ANSWER CHOICES	RESPONSES	
Email from school	90.24%	74
Email from teachers	57.32%	47
School council meetings	26.83%	22
School website	64.63%	53
School social media channels	32.93%	27
School newsletter	73.17%	60
Phone conversations with the school or teachers	35.37%	29
Correspondence sent home with my child	20.73%	17
Total Respondents: 82		

Q28 What is your most preferred method of communication from the school and Division?

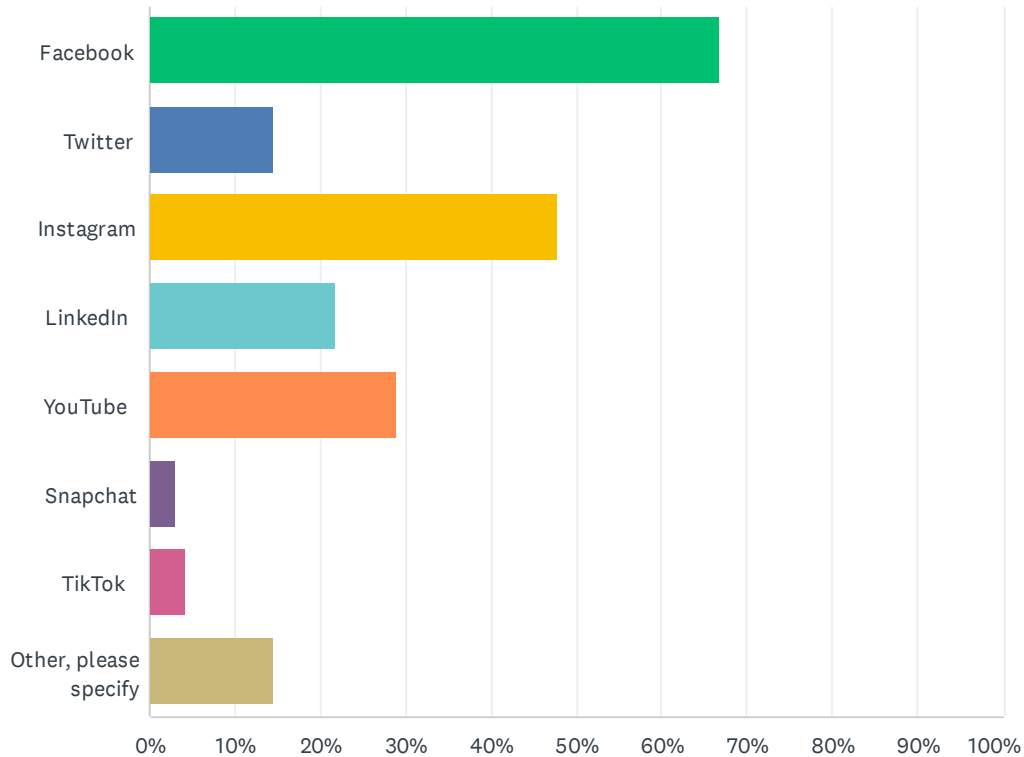
Answered: 83 Skipped: 7



ANSWER CHOICES	RESPONSES	
Email	78.31%	65
Automated phone messages	1.20%	1
Correspondence sent home with my child	2.41%	2
Website	3.61%	3
Electronic newsletter	14.46%	12
Social media posts	0.00%	0
TOTAL		83

Q29 The Division and schools often share news and information on social media. Which of the following platforms do you use? Check all that apply.

Answered: 69 Skipped: 21



ANSWER CHOICES	RESPONSES	
Facebook	66.67%	46
Twitter	14.49%	10
Instagram	47.83%	33
LinkedIn	21.74%	15
YouTube	28.99%	20
Snapchat	2.90%	2
TikTok	4.35%	3
Other, please specify	14.49%	10
Total Respondents: 69		