

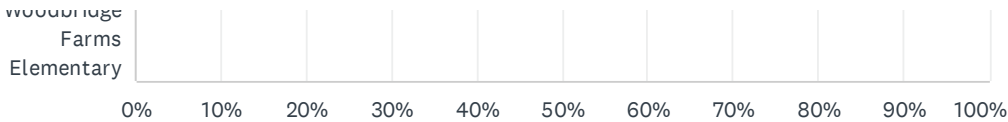
Q1 What school does your child currently attend?If you have more than one child attending an EIPS school or a child who attends classes at more than one EIPS school, complete this survey for each one.

Answered: 73 Skipped: 0

A.L. Horton Elementary										
Ardrossan Elementary										
Ardrossan Junior Senior High										
Bev Facey Community High										
Brentwood Elementary										
Bruderheim School										
Clover Bar Junior High										
Davidson Creek Elementary										
École Campbelltown										
École Parc Élémentaire										
F.R. Haythorne Junior High										
Fort Saskatchewan Christian										
Fort Saskatchewan Elementary										
Fort Saskatchewan High										
Fultonvale Elementary Junior High										
Glen Allan Elementary										
Heritage Hills Elementary										
James Mowat										

Jones Howard Elementary
Lakeland Ridge
Lamont Elementary
Lamont High
Mills Haven Elementary
Mundare School
Next Step Fort Saskatchewan
Next Step Sherwood Park
Next Step Vegreville
Pine Street Elementary
Rudolph Hennig Junior High
Salisbury Composite High
Sherwood Heights Junior High
SouthPointe School
Strathcona Christian Academy...
Strathcona Christian Academy...
Uncas Elementary
Vegreville Composite High
Wes Hosford Elementary
Westboro Elementary
Win Ferguson Elementary
Woodbridge

2024-25 EIPS Annual Feedback Survey: For Parents and Caregivers



2024-25 EIPS Annual Feedback Survey: For Parents and Caregivers

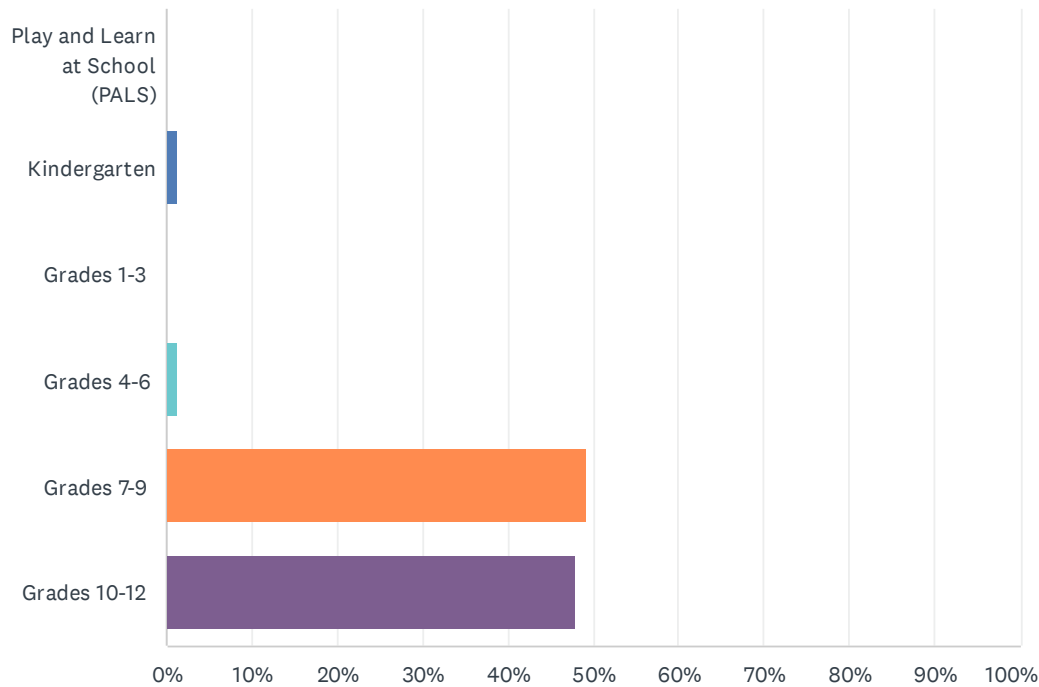
ANSWER CHOICES	RESPONSES	
A.L. Horton Elementary	0.00%	0
Ardrossan Elementary	0.00%	0
Ardrossan Junior Senior High	0.00%	0
Bev Facey Community High	0.00%	0
Brentwood Elementary	0.00%	0
Bruderheim School	0.00%	0
Clover Bar Junior High	0.00%	0
Davidson Creek Elementary	0.00%	0
École Campbelltown	0.00%	0
École Parc Élémentaire	0.00%	0
F.R. Haythorne Junior High	0.00%	0
Fort Saskatchewan Christian	0.00%	0
Fort Saskatchewan Elementary	0.00%	0
Fort Saskatchewan High	0.00%	0
Fultonvale Elementary Junior High	0.00%	0
Glen Allan Elementary	0.00%	0
Heritage Hills Elementary	0.00%	0
James Mowat Elementary	0.00%	0
Lakeland Ridge	0.00%	0
Lamont Elementary	0.00%	0
Lamont High	0.00%	0
Mills Haven Elementary	0.00%	0
Mundare School	0.00%	0
Next Step Fort Saskatchewan	0.00%	0
Next Step Sherwood Park	0.00%	0
Next Step Vegreville	0.00%	0
Pine Street Elementary	0.00%	0
Rudolph Hennig Junior High	0.00%	0
Salisbury Composite High	0.00%	0
Sherwood Heights Junior High	0.00%	0
SouthPointe School	0.00%	0
Strathcona Christian Academy Elementary	0.00%	0

2024-25 EIPS Annual Feedback Survey: For Parents and Caregivers

Strathcona Christian Academy Secondary	100.00%	73
Uncas Elementary	0.00%	0
Vegreville Composite High	0.00%	0
Wes Hosford Elementary	0.00%	0
Westboro Elementary	0.00%	0
Win Ferguson Elementary	0.00%	0
Woodbridge Farms Elementary	0.00%	0
TOTAL		73

Q2 What grade is your child currently in?

Answered: 73 Skipped: 0



ANSWER CHOICES	RESPONSES	
Play and Learn at School (PALS)	0.00%	0
Kindergarten	1.37%	1
Grades 1-3	0.00%	0
Grades 4-6	1.37%	1
Grades 7-9	49.32%	36
Grades 10-12	47.95%	35
TOTAL		73

Q3 As a result of being in the Play and Learn at School (PALS) program, my child’s demonstrating growth in their development.

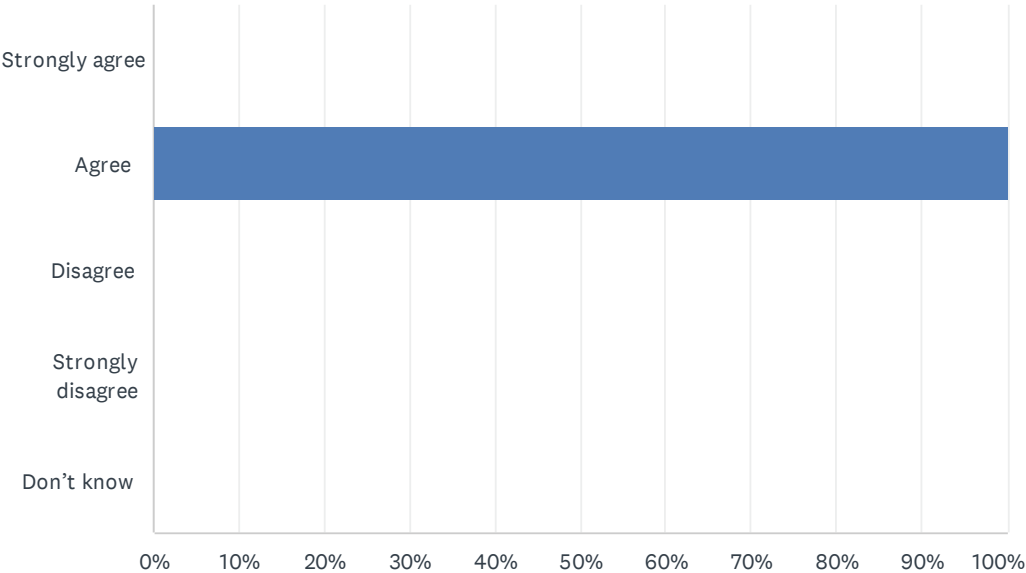
Answered: 0 Skipped: 73

 No matching responses.

ANSWER CHOICES	RESPONSES	
Strongly agree	0.00%	0
Agree	0.00%	0
Disagree	0.00%	0
Strongly disagree	0.00%	0
Don't know	0.00%	0
TOTAL		0

Q4 As a result of being in the kindergarten program, my child’s becoming ready to enter Grade 1.

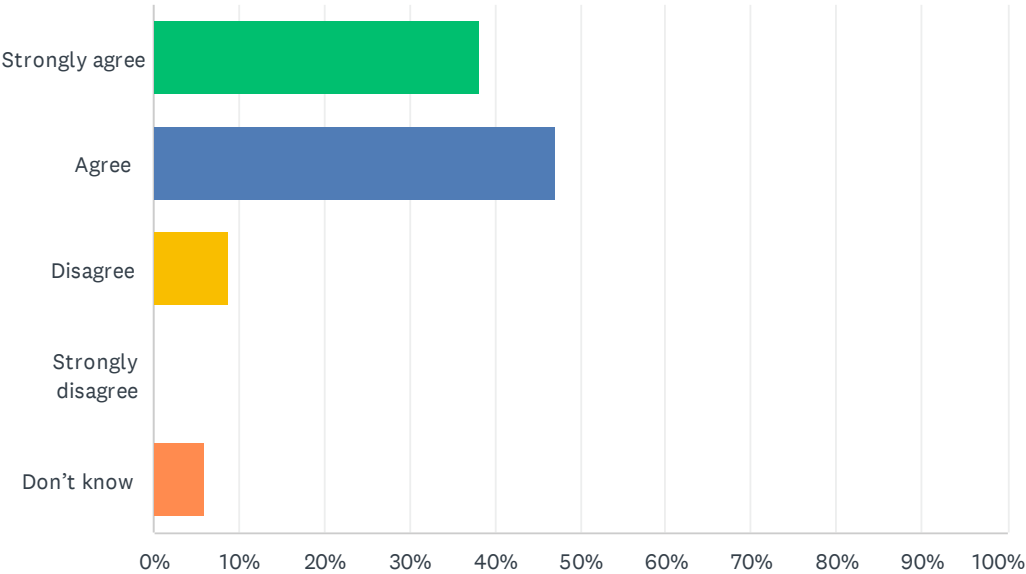
Answered: 1 Skipped: 72



ANSWER CHOICES	RESPONSES	
Strongly agree	0.00%	0
Agree	100.00%	1
Disagree	0.00%	0
Strongly disagree	0.00%	0
Don't know	0.00%	0
TOTAL		1

Q5 My child's individual needs are met.

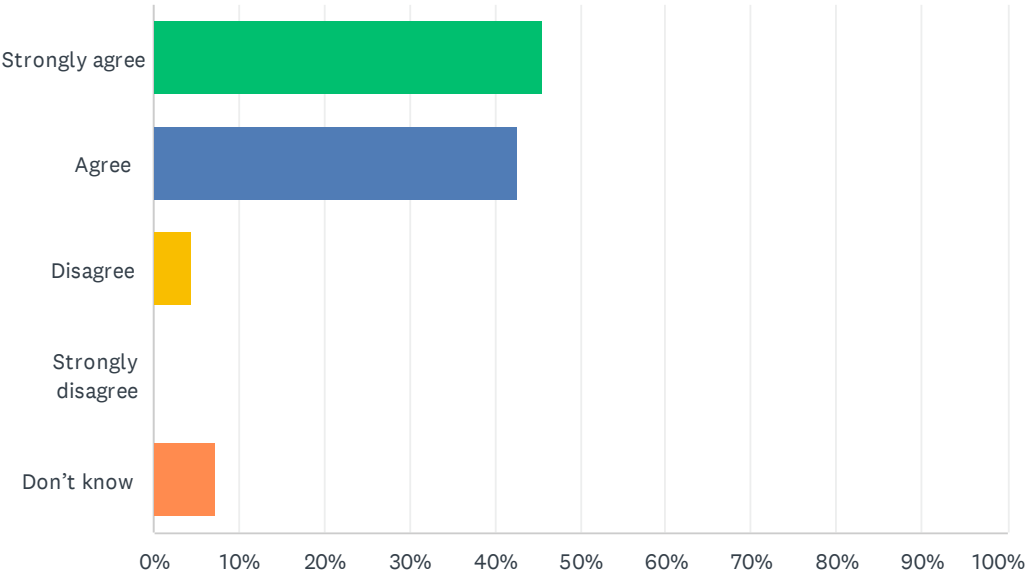
Answered: 68 Skipped: 5



ANSWER CHOICES		RESPONSES	
Strongly agree		38.24%	26
Agree		47.06%	32
Disagree		8.82%	6
Strongly disagree		0.00%	0
Don't know		5.88%	4
TOTAL			68

Q6 My child's encouraged to do their best.

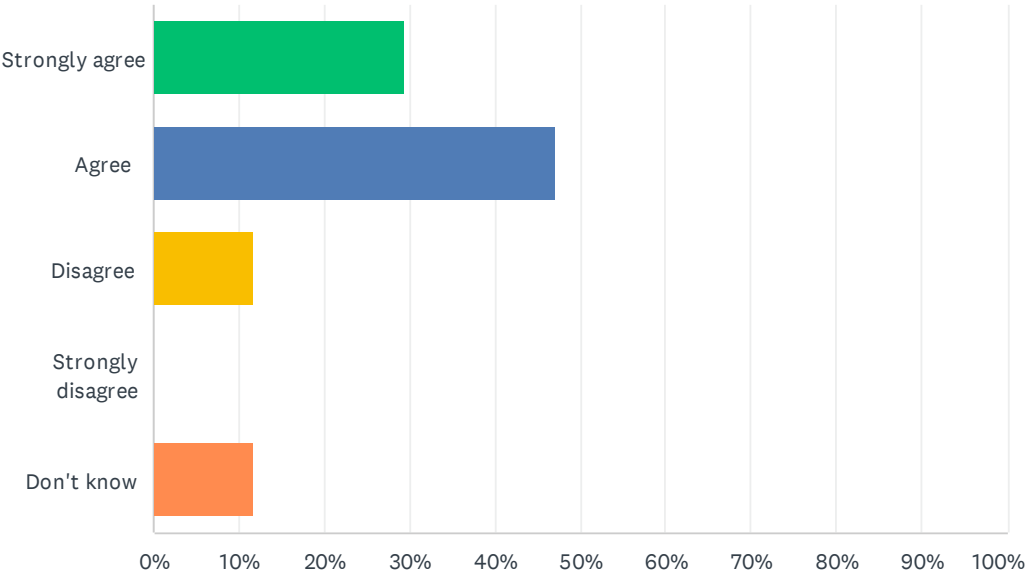
Answered: 68 Skipped: 5



ANSWER CHOICES		RESPONSES	
Strongly agree		45.59%	31
Agree		42.65%	29
Disagree		4.41%	3
Strongly disagree		0.00%	0
Don't know		7.35%	5
TOTAL			68

Q7 My child's demonstrating growth in literacy.

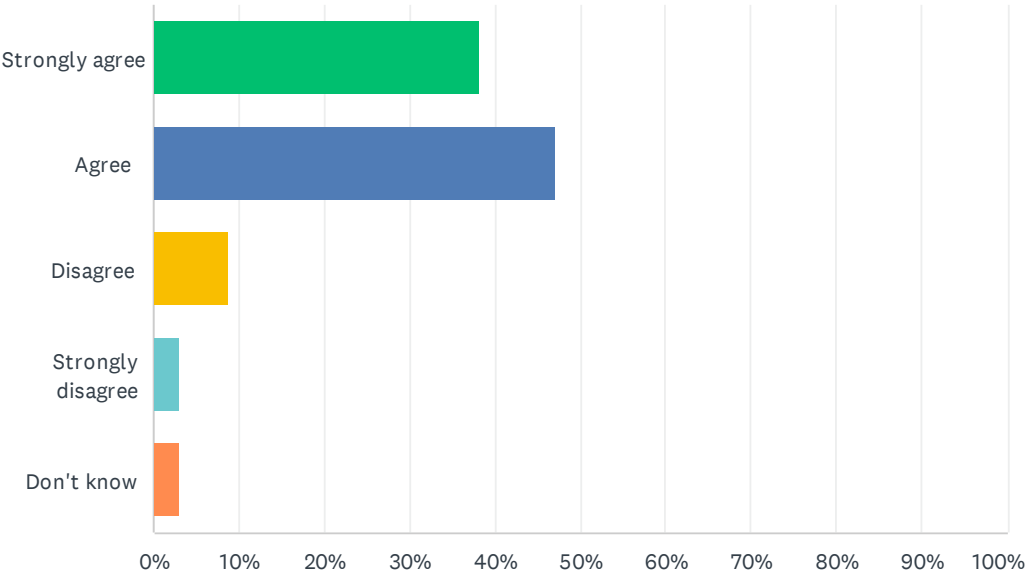
Answered: 68 Skipped: 5



ANSWER CHOICES	RESPONSES	
Strongly agree	29.41%	20
Agree	47.06%	32
Disagree	11.76%	8
Strongly disagree	0.00%	0
Don't know	11.76%	8
TOTAL		68

Q8 My child's demonstrating growth in numeracy.

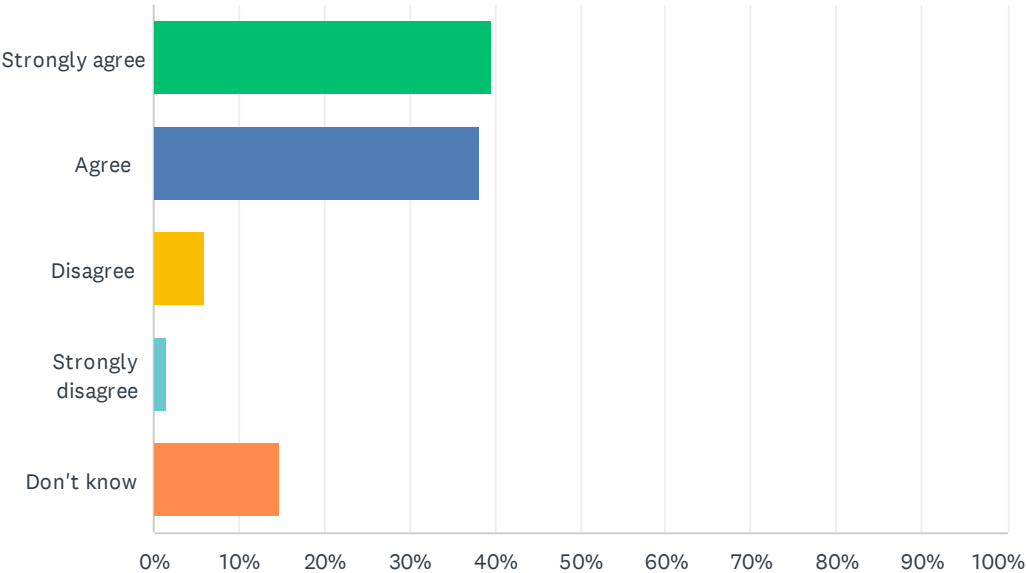
Answered: 68 Skipped: 5



ANSWER CHOICES	RESPONSES	
Strongly agree	38.24%	26
Agree	47.06%	32
Disagree	8.82%	6
Strongly disagree	2.94%	2
Don't know	2.94%	2
TOTAL		68

Q9 My child has an understanding of First Nations, Métis and Inuit culture and history.

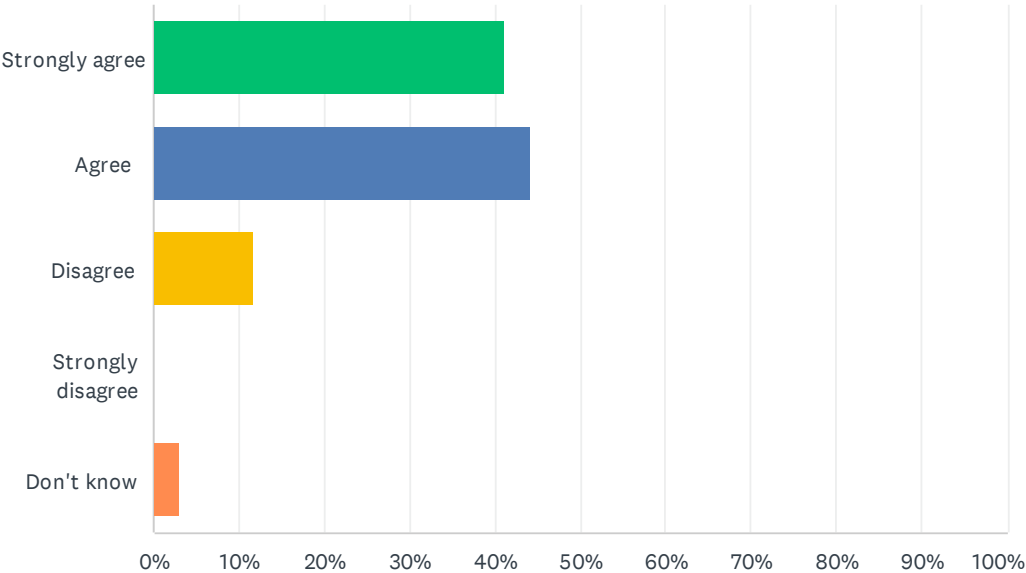
Answered: 68 Skipped: 5



ANSWER CHOICES	RESPONSES	
Strongly agree	39.71%	27
Agree	38.24%	26
Disagree	5.88%	4
Strongly disagree	1.47%	1
Don't know	14.71%	10
TOTAL		68

Q10 My child's learning the knowledge, skills and attitudes necessary to be successful in life.

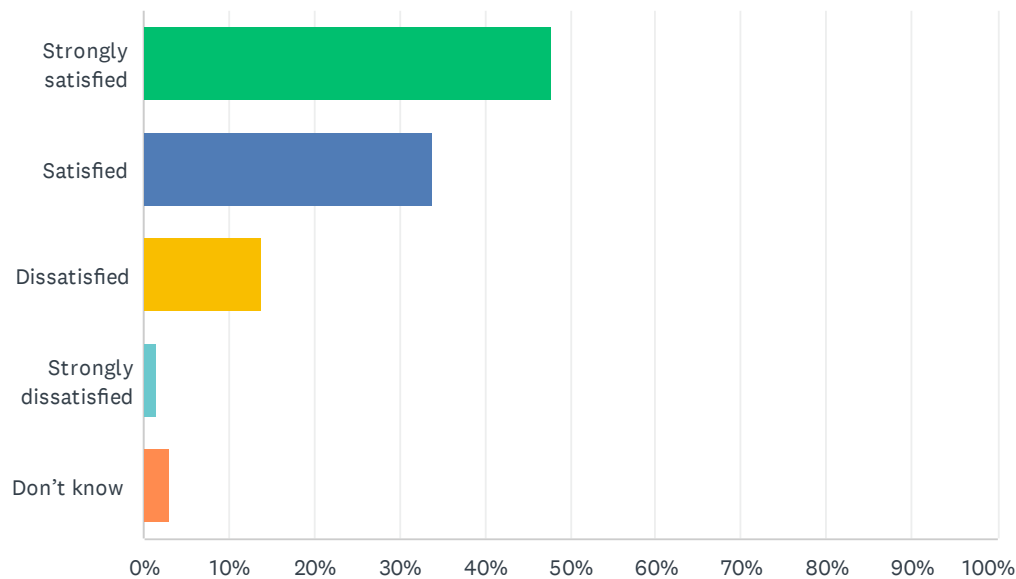
Answered: 68 Skipped: 5



ANSWER CHOICES	RESPONSES	
Strongly agree	41.18%	28
Agree	44.12%	30
Disagree	11.76%	8
Strongly disagree	0.00%	0
Don't know	2.94%	2
TOTAL		68

Q11 How satisfied are you with the quality of education your child's receiving at school?

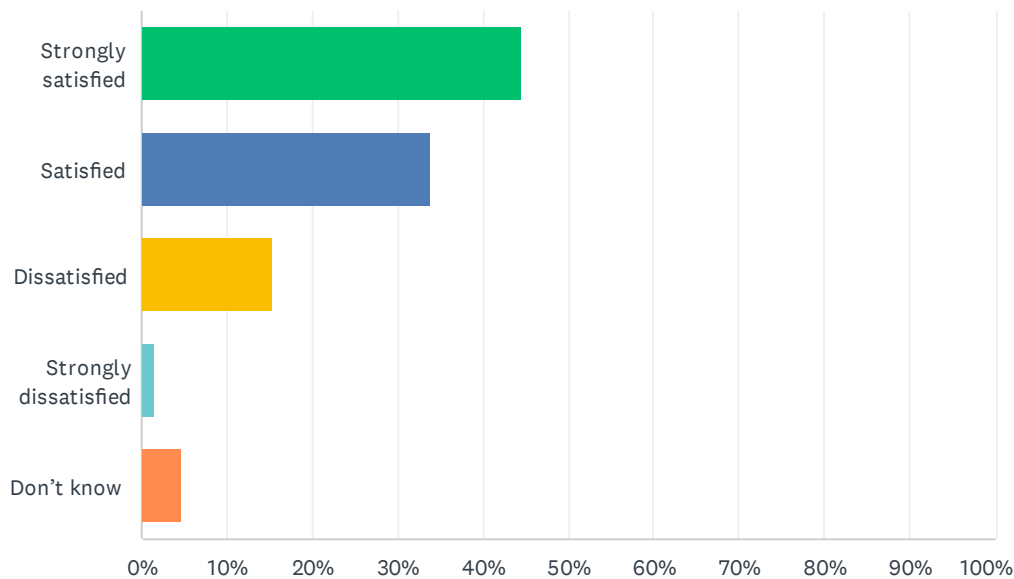
Answered: 65 Skipped: 8



ANSWER CHOICES	RESPONSES	
Strongly satisfied	47.69%	31
Satisfied	33.85%	22
Dissatisfied	13.85%	9
Strongly dissatisfied	1.54%	1
Don't know	3.08%	2
TOTAL		65

Q12 How satisfied are you with the quality of teaching at your child’s school?

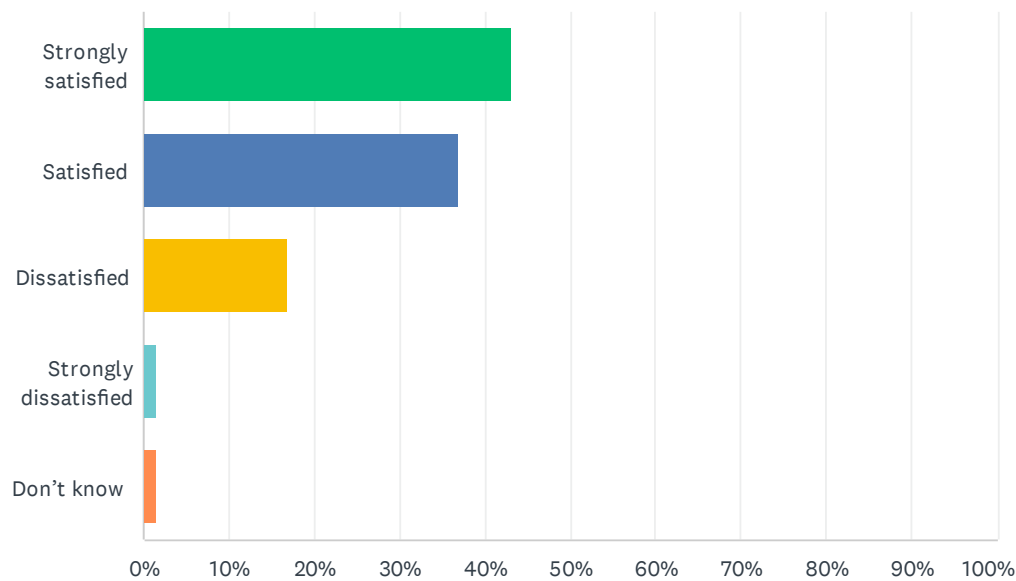
Answered: 65 Skipped: 8



ANSWER CHOICES	RESPONSES	
Strongly satisfied	44.62%	29
Satisfied	33.85%	22
Dissatisfied	15.38%	10
Strongly dissatisfied	1.54%	1
Don't know	4.62%	3
TOTAL		65

Q13 How satisfied are you with the leadership at your child's school?

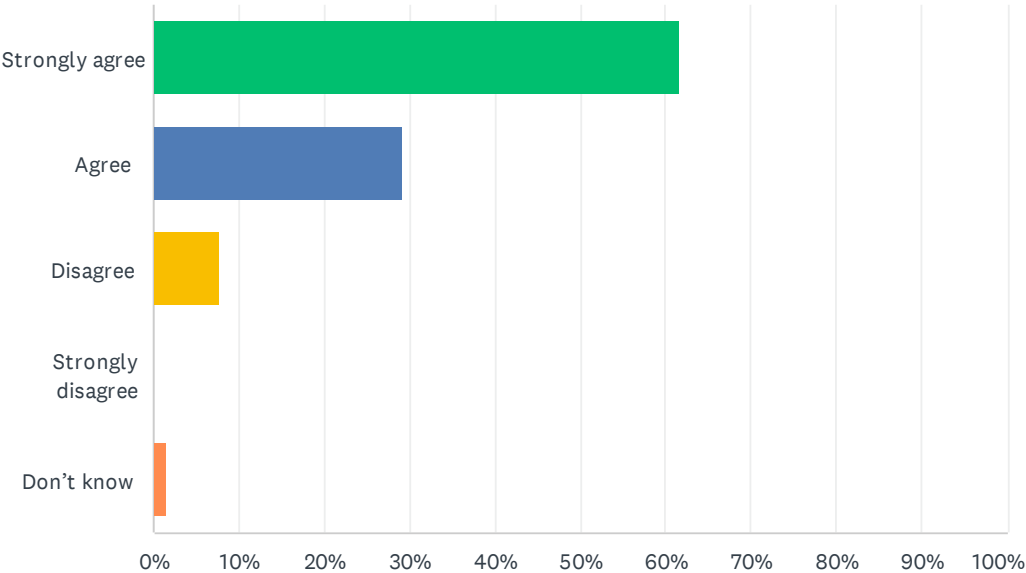
Answered: 65 Skipped: 8



ANSWER CHOICES	RESPONSES	
Strongly satisfied	43.08%	28
Satisfied	36.92%	24
Dissatisfied	16.92%	11
Strongly dissatisfied	1.54%	1
Don't know	1.54%	1
TOTAL		65

Q14 My child’s school encourages my child to be a responsible, respectful and engaged citizen.

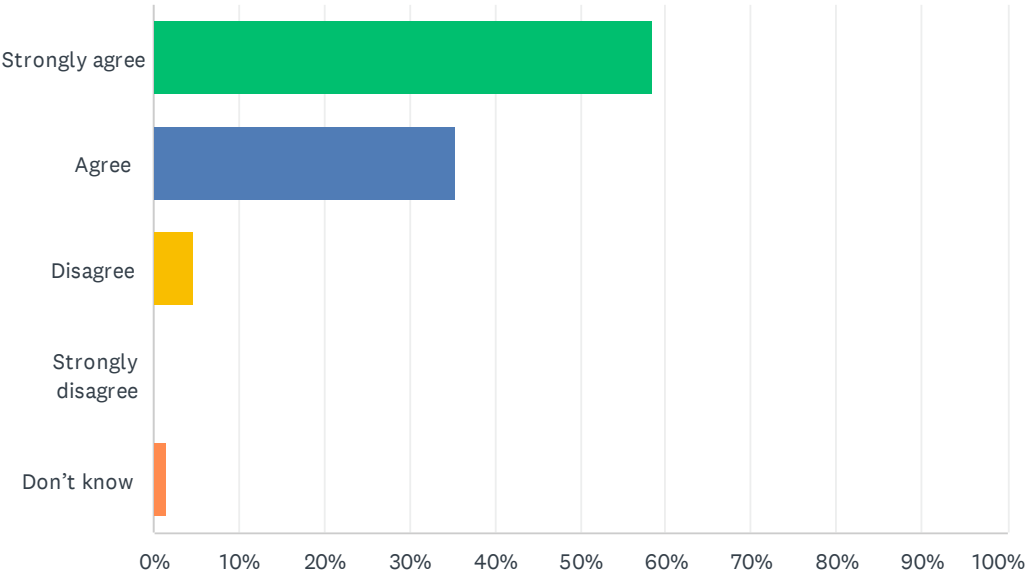
Answered: 65 Skipped: 8



ANSWER CHOICES	RESPONSES	
Strongly agree	61.54%	40
Agree	29.23%	19
Disagree	7.69%	5
Strongly disagree	0.00%	0
Don't know	1.54%	1
TOTAL		65

Q15 School staff care about my child.

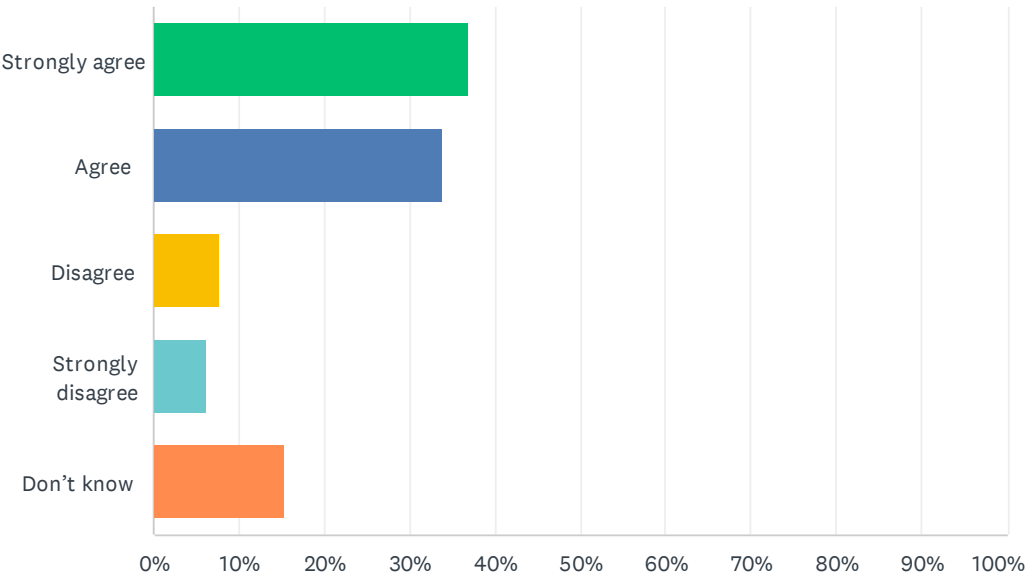
Answered: 65 Skipped: 8



ANSWER CHOICES		RESPONSES	
Strongly agree		58.46%	38
Agree		35.38%	23
Disagree		4.62%	3
Strongly disagree		0.00%	0
Don't know		1.54%	1
TOTAL			65

Q16 My child’s school handles discipline fairly and reasonably.

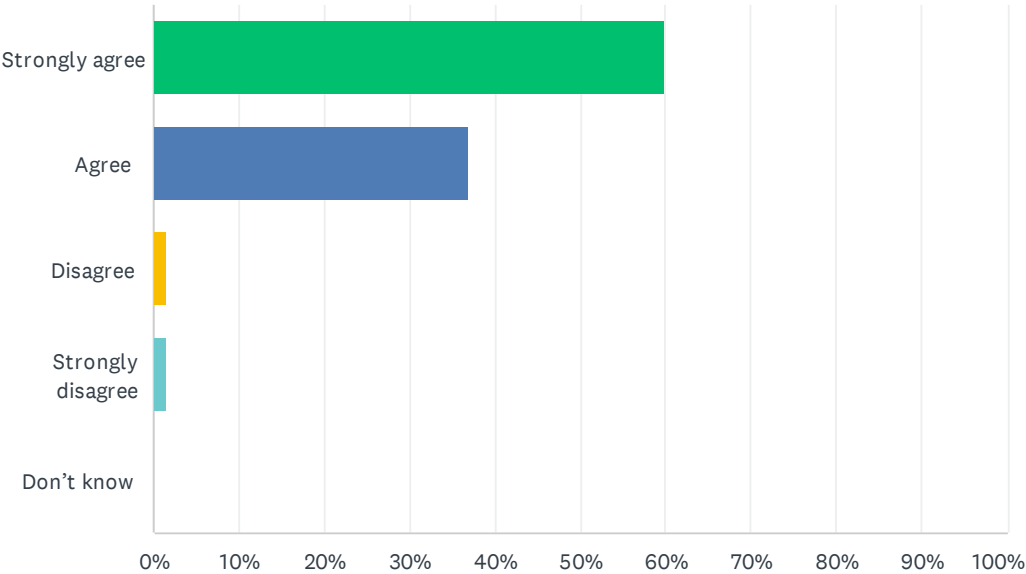
Answered: 65 Skipped: 8



ANSWER CHOICES		RESPONSES	
Strongly agree		36.92%	24
Agree		33.85%	22
Disagree		7.69%	5
Strongly disagree		6.15%	4
Don't know		15.38%	10
TOTAL			65

Q17 My child's school is safe.

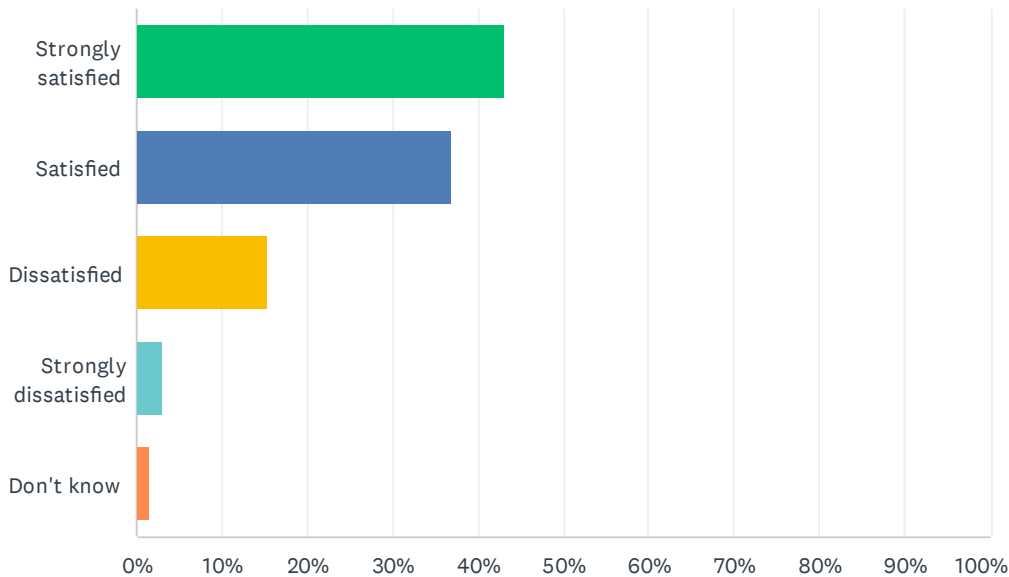
Answered: 65 Skipped: 8



ANSWER CHOICES	RESPONSES	
Strongly agree	60.00%	39
Agree	36.92%	24
Disagree	1.54%	1
Strongly disagree	1.54%	1
Don't know	0.00%	0
TOTAL		65

Q18 How satisfied are you with the resources available to support your child's learning?

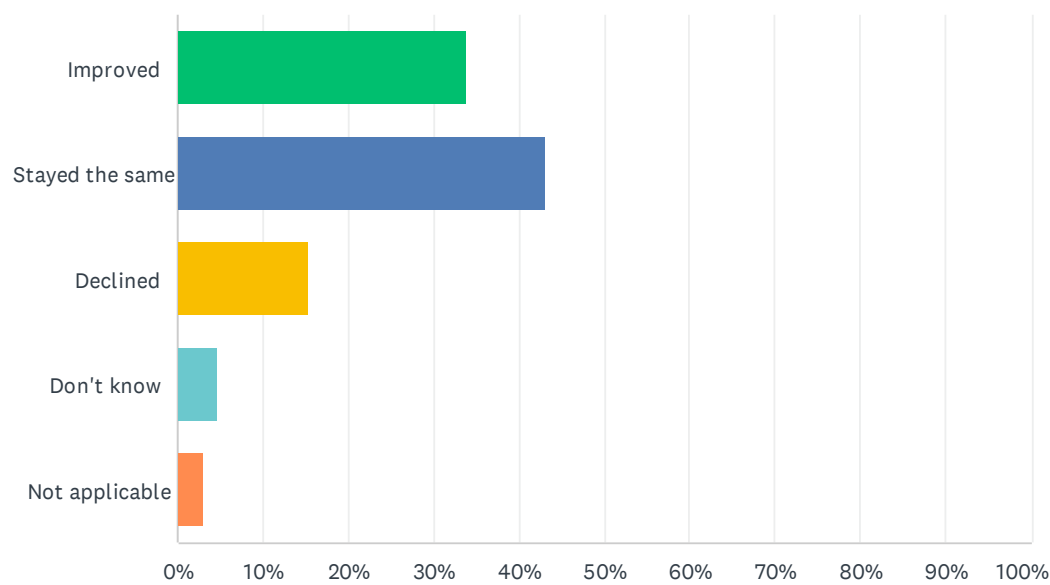
Answered: 65 Skipped: 8



ANSWER CHOICES	RESPONSES	
Strongly satisfied	43.08%	28
Satisfied	36.92%	24
Dissatisfied	15.38%	10
Strongly dissatisfied	3.08%	2
Don't know	1.54%	1
TOTAL		65

Q19 In your opinion, has the quality of education your child's experienced improved, stayed the same or declined in the past three years?

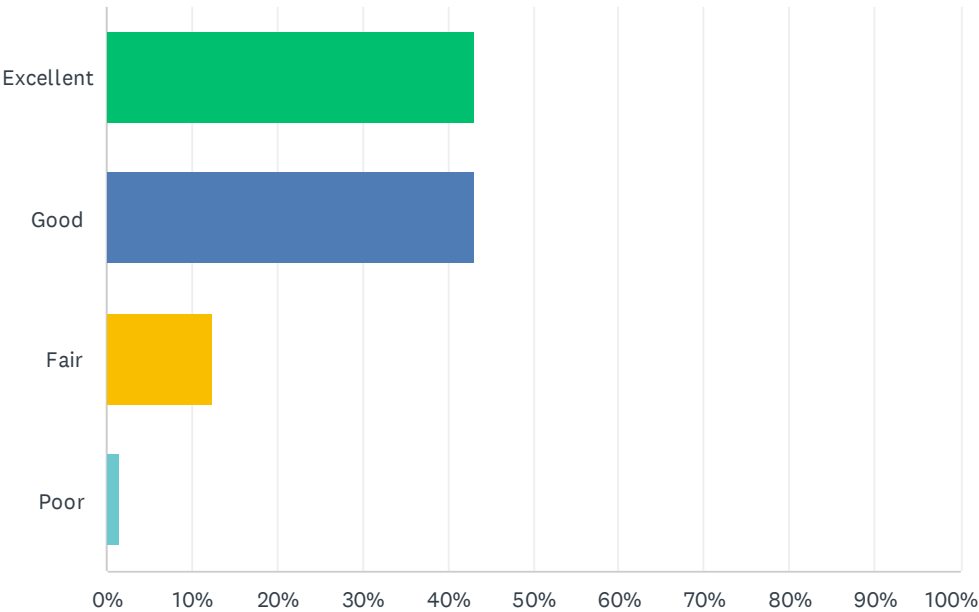
Answered: 65 Skipped: 8



ANSWER CHOICES	RESPONSES	
Improved	33.85%	22
Stayed the same	43.08%	28
Declined	15.38%	10
Don't know	4.62%	3
Not applicable	3.08%	2
TOTAL		65

Q20 How do you rate the physical condition of your child's school?

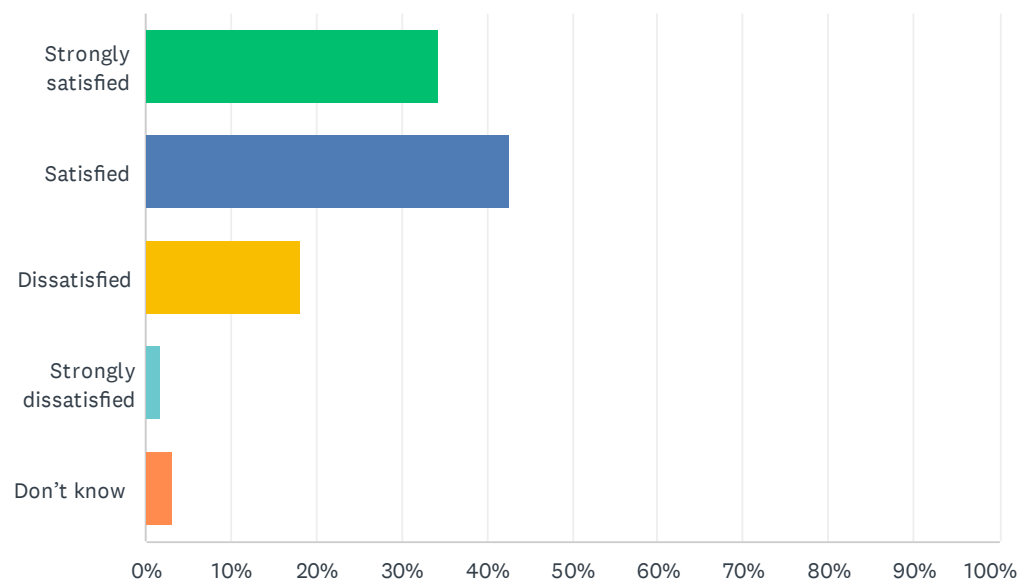
Answered: 65 Skipped: 8



ANSWER CHOICES	RESPONSES	
Excellent	43.08%	28
Good	43.08%	28
Fair	12.31%	8
Poor	1.54%	1
TOTAL		65

Q21 How satisfied are you with the opportunities provided to be involved in your child's education?Refer to the EIPS Parent Engagement overview for examples of involvement and engagement opportunities that help support student success.

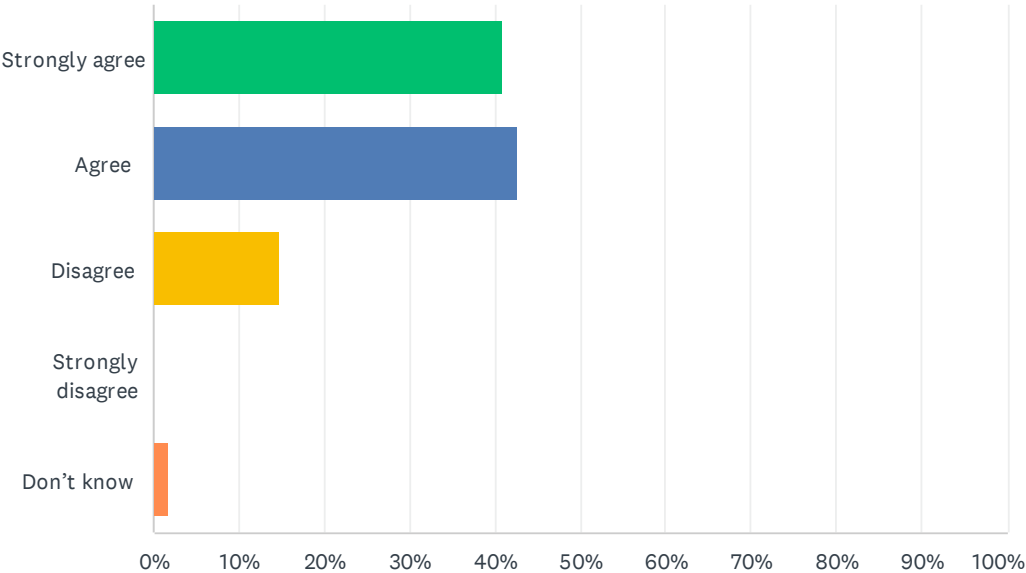
Answered: 61 Skipped: 12



ANSWER CHOICES	RESPONSES	
Strongly satisfied	34.43%	21
Satisfied	42.62%	26
Dissatisfied	18.03%	11
Strongly dissatisfied	1.64%	1
Don't know	3.28%	2
TOTAL		61

Q22 The school keeps me informed about my child's progress and achievement.

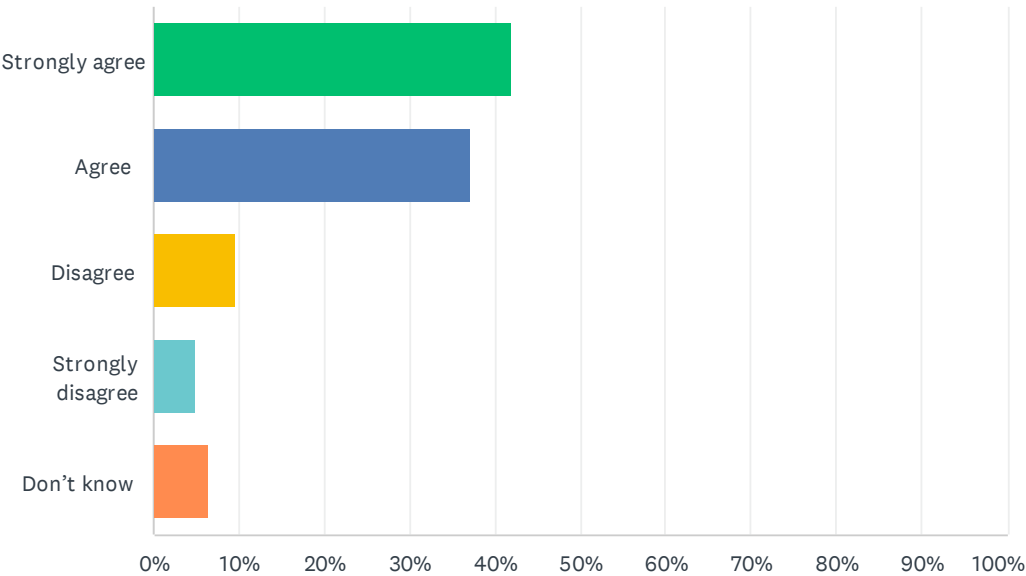
Answered: 61 Skipped: 12



ANSWER CHOICES	RESPONSES	
Strongly agree	40.98%	25
Agree	42.62%	26
Disagree	14.75%	9
Strongly disagree	0.00%	0
Don't know	1.64%	1
TOTAL		61

Q23 There is open and honest communication within my child's school.

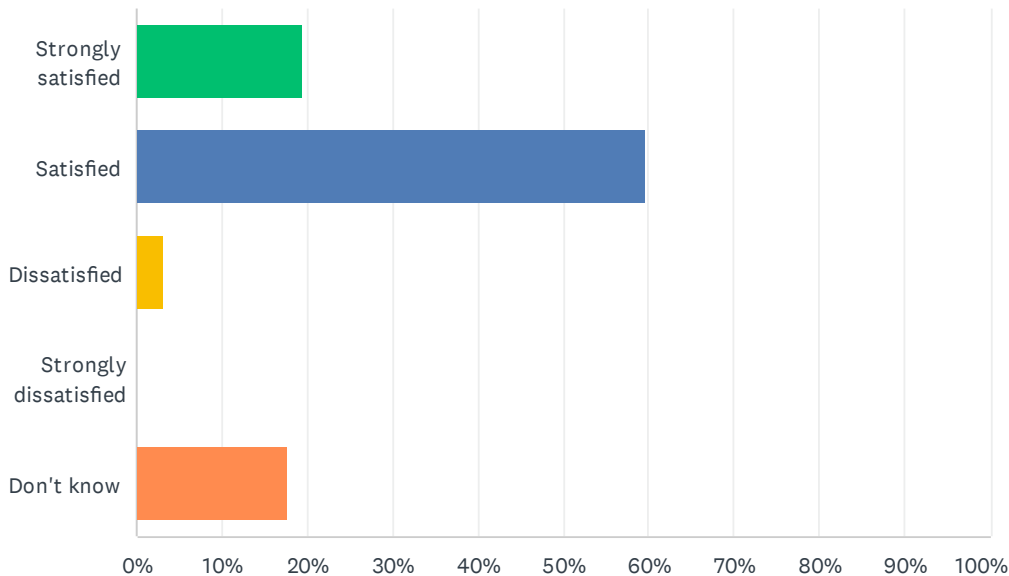
Answered: 62 Skipped: 11



ANSWER CHOICES	RESPONSES	
Strongly agree	41.94%	26
Agree	37.10%	23
Disagree	9.68%	6
Strongly disagree	4.84%	3
Don't know	6.45%	4
TOTAL		62

Q24 How satisfied are you with the Division’s commitment to engaging stakeholders—including parents and caregivers—about matters that affect decision-making and public education?Refer to the list of recent public engagement efforts throughout EIPS for examples of involvement and engagement opportunities.

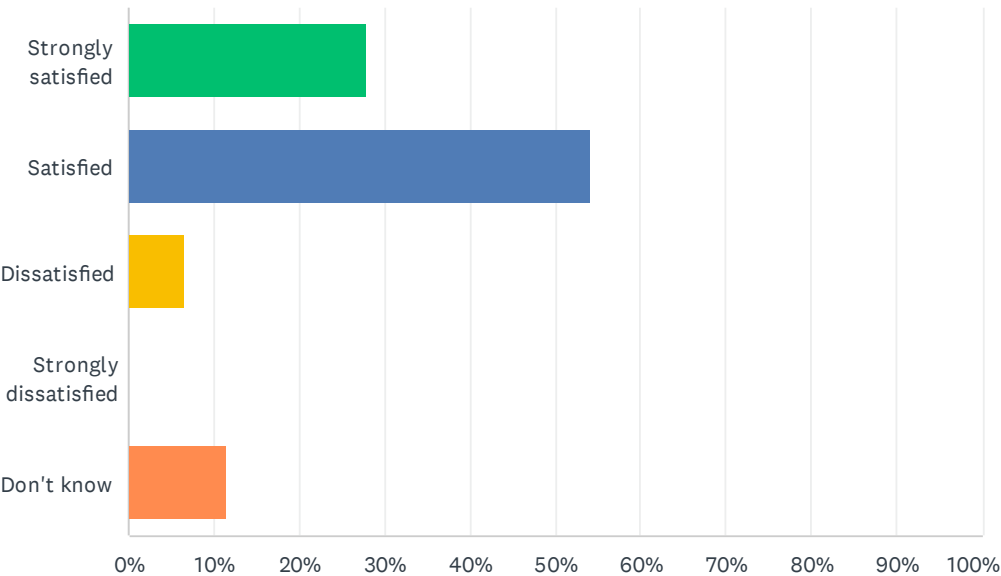
Answered: 62 Skipped: 11



ANSWER CHOICES	RESPONSES	
Strongly satisfied	19.35%	12
Satisfied	59.68%	37
Dissatisfied	3.23%	2
Strongly dissatisfied	0.00%	0
Don't know	17.74%	11
TOTAL		62

Q25 How satisfied are you with the Division’s commitment to advocating for public education?Refer to the Board Advocacy page for examples of ongoing advocacy work of the Board of Trustees.

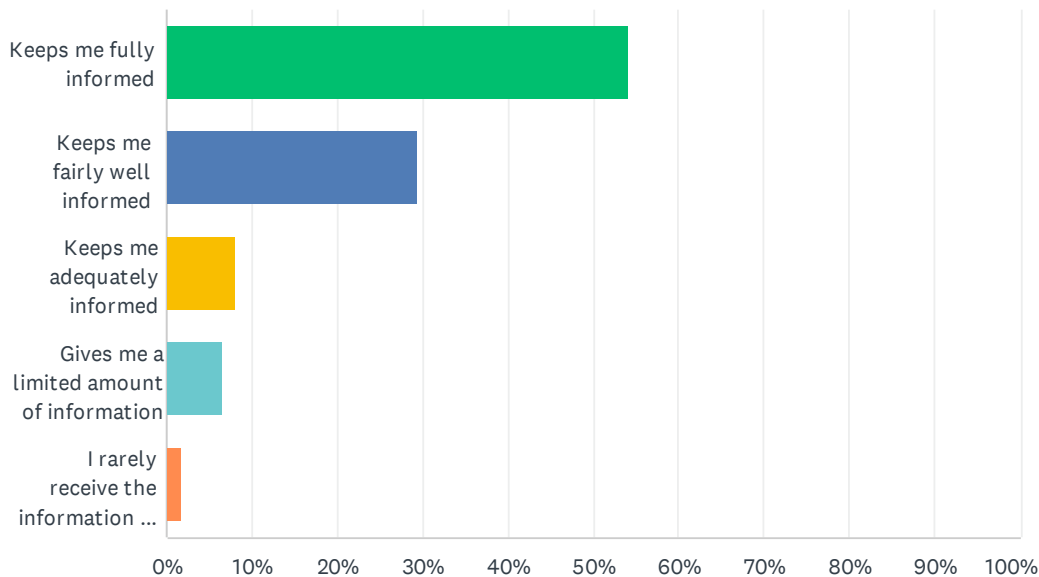
Answered: 61 Skipped: 12



ANSWER CHOICES	RESPONSES	
Strongly satisfied	27.87%	17
Satisfied	54.10%	33
Dissatisfied	6.56%	4
Strongly dissatisfied	0.00%	0
Don't know	11.48%	7
TOTAL		61

Q26 Elk Island Public Schools appreciates the opportunity to stay connected with parents and caregivers about news, activities, programs and other matters of importance. What is your impression of the communication you receive from your child's school?

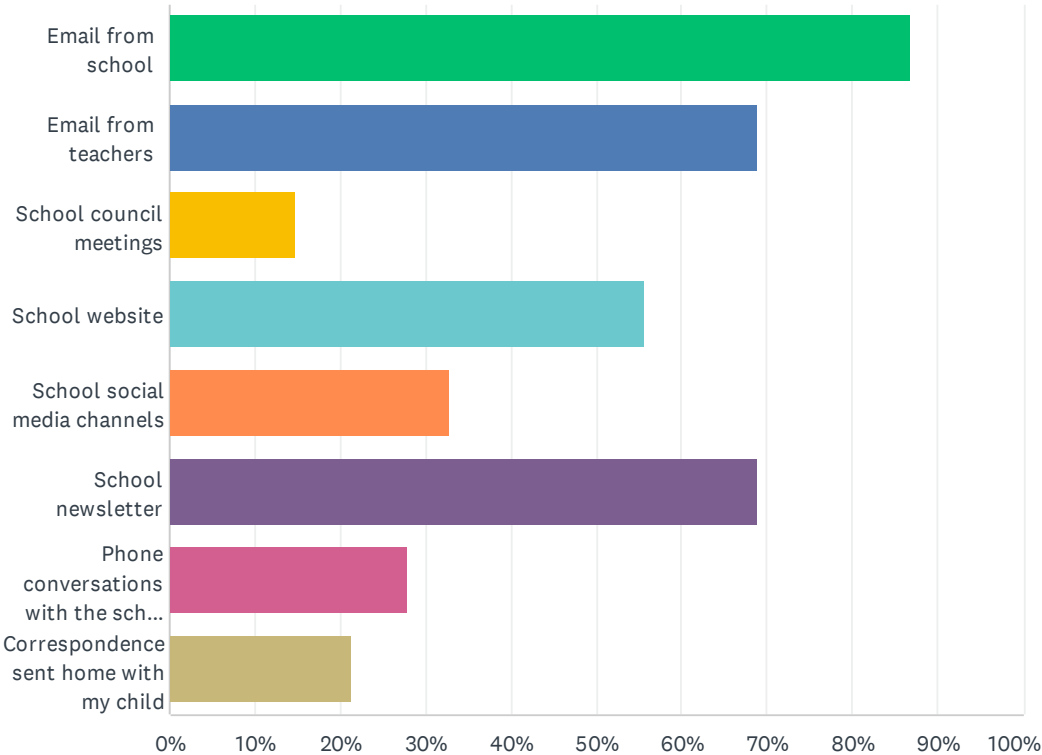
Answered: 61 Skipped: 12



ANSWER CHOICES	RESPONSES	
Keeps me fully informed	54.10%	33
Keeps me fairly well informed	29.51%	18
Keeps me adequately informed	8.20%	5
Gives me a limited amount of information	6.56%	4
I rarely receive the information I need	1.64%	1
TOTAL		61

Q27 Do you regularly make use of the following to keep up to date on school activities, programs, etc.? Check all that apply.

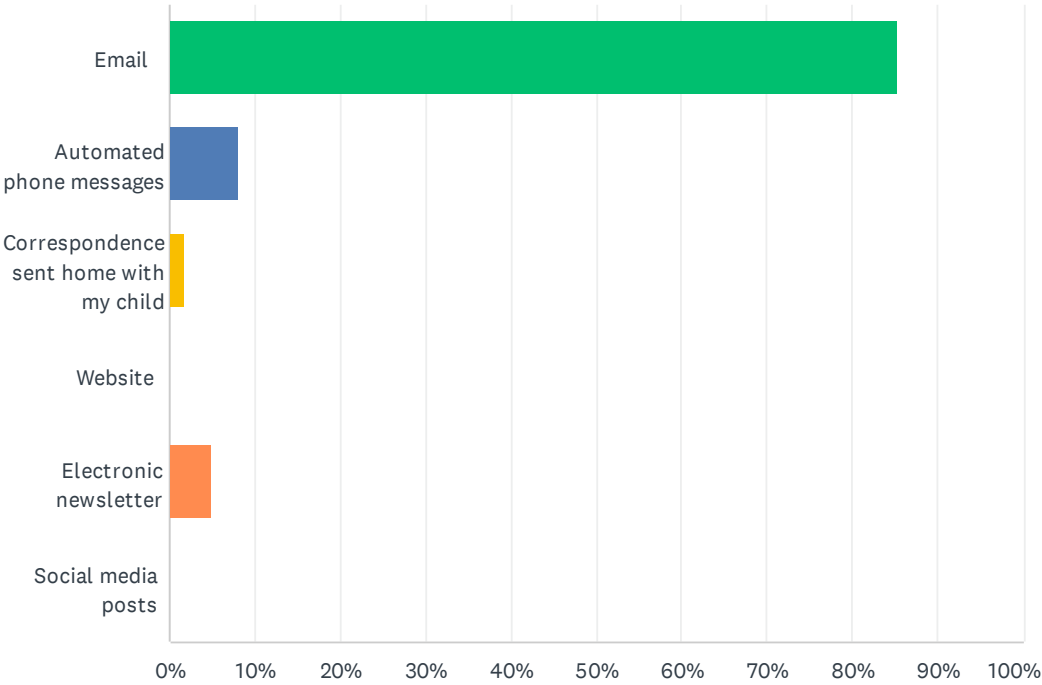
Answered: 61 Skipped: 12



ANSWER CHOICES	RESPONSES	
Email from school	86.89%	53
Email from teachers	68.85%	42
School council meetings	14.75%	9
School website	55.74%	34
School social media channels	32.79%	20
School newsletter	68.85%	42
Phone conversations with the school or teachers	27.87%	17
Correspondence sent home with my child	21.31%	13
Total Respondents: 61		

Q28 What is your most preferred method of communication from the school and Division?

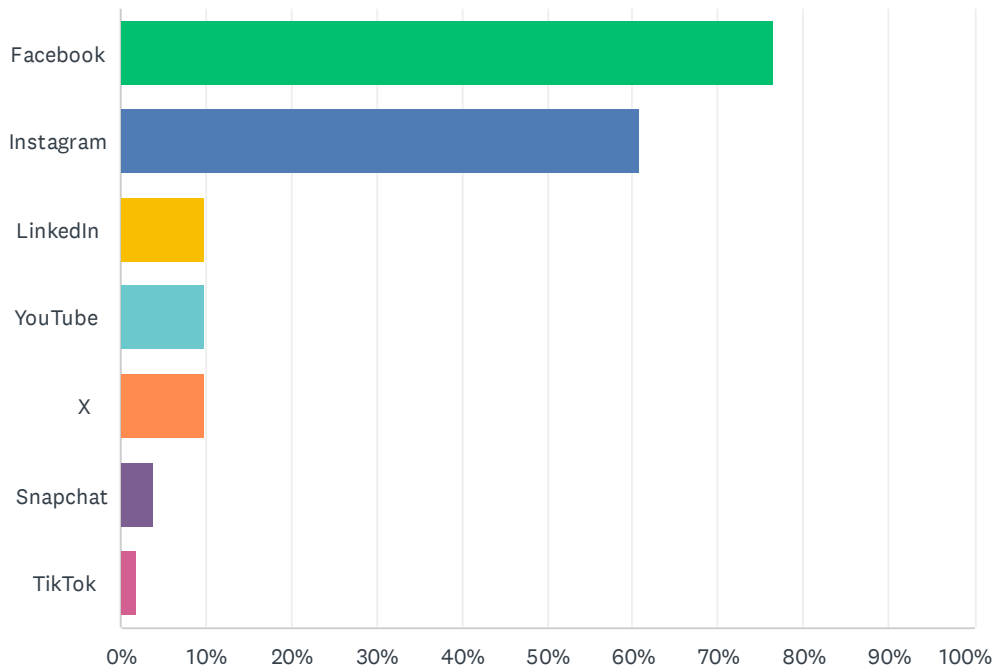
Answered: 61 Skipped: 12



ANSWER CHOICES	RESPONSES	
Email	85.25%	52
Automated phone messages	8.20%	5
Correspondence sent home with my child	1.64%	1
Website	0.00%	0
Electronic newsletter	4.92%	3
Social media posts	0.00%	0
TOTAL		61

Q29 The Division and schools often share news and information on social media. Which of the following platforms do you use? Check all that apply.

Answered: 51 Skipped: 22



ANSWER CHOICES	RESPONSES	
Facebook	76.47%	39
Instagram	60.78%	31
LinkedIn	9.80%	5
YouTube	9.80%	5
X	9.80%	5
Snapchat	3.92%	2
TikTok	1.96%	1
Total Respondents: 51		