

# School Education Plan

---

Strathcona Christian Academy Secondary

2025-26



# School Education Plan for the 2025-26 School Year

## Strathcona Christian Academy Secondary

### SCHOOL GOAL 1

---

By March 2026, there will be an increase in percentage of students who feel that staff care about them in the EIPS and Alberta Education assurance surveys.

#### Related Division Goals

- Priority 2, Goal 2: Enhance High-Quality Learning and Working Environments; Positive Learning and Working Environments.





#### Strategy

- Encourage and coach staff on intentionally connecting and building relationships with students (i.e., all staff will greet students at the door whenever possible; model respectful and empathetic behaviour; establish clear routines and procedures)
- Prioritize mental health and students' overall sense of safety in the school
- Foster a sense of community – student host club, retreats, chapels, shared devotions
- Create a welcoming environment in the school
- Provide notecards for each teacher to give encouraging/uplifting notes to students and give teachers time to complete them.
- Staff participation in student athletics, band, musical theatre, and other events
- Promote access to student Bible studies and other clubs (youth drop-in, workout times, TAVO, and other clubs)
- Utilize Collaborative Team Meetings to intentionally collaborate on building community in our school

# School Education Plan for the 2025-26 School Year

## Strathcona Christian Academy Secondary

### Measure Results

Priority	Goal	Measure	Description	2022-23	2023-24	2024-25	Trendline
P1	G2	M30	The percentage of EIPS stakeholders who agree students individual learning needs are met.	85.61%	86.41%	83.21%	
P2	G2	M86	The percentage of students who agree their teachers care about them.	75.85%	88.55%	81.65%	
P2	G2	M88	The percentage of EIPS stakeholders who agree staff care about students at their school.	86.52%	81.12%	84.44%	
P2	G2	M92	The percentage of students, in grades 9 and 12, who agree the school expects students to behave responsibly and are dealt with fairly, if not.	65.54%	64.71%	64.46%	

# School Education Plan for the 2025-26 School Year

## Strathcona Christian Academy Secondary

### SCHOOL GOAL 2

---

By March 2026, students will demonstrate a growth in literacy.

#### Related Division Goals

- Priority 2, Goal 1: Enhance High-Quality Learning and Working Environments; A Culture of Excellence and Accountability.

#### Strategy

- Incorporation of dedicated literacy time into Junior High Health classes (20-minute literacy focus each class)
- PD for teachers on incorporating literacy into various classes
- Real-world application of literacy skills in all classes (teaching students functional writing skills (emails, directions, etc), how to read recipes, instructions manuals, mathematic equations, etc)
- Tiered reading intervention program for students below grade level as identified by reading tests
- Increase classroom libraries in more classes and across different subject areas
- Collaborative Team Meetings literacy implementation across each grade level

## School Education Plan for the 2025-26 School Year

### Strathcona Christian Academy Secondary




#### Measure Results

Priority	Goal	Measure	Description	2022-23	2023-24	2024-25	Trendline
P1	G2	M30	The percentage of EIPS stakeholders who agree students individual learning needs are met.	85.61%	86.41%	83.21%	
P1	G2	M33	The percentage of students who achieve the standard of excellence in: Grade 9 Language Arts PAT.	24.80%	27.40%	No Result	
P1	G2	M34	The percentage of students who achieve the standard of excellence in: English 30-1 diploma examinations.	30.00%	25.90%	No Result	
P1	G2	M35	The percentage of students who achieve the standard of excellence in: English 30-2 diploma examinations.	30.80%	19.40%	No Result	
P1	G2	M37	The percentage of families who agree the literacy skills their child's learning at school are useful.	93.30%	90.00%	86.40%	
P1	G2	M38	The percentage of EIPS stakeholders who agree students are demonstrating growth in literacy.	79.30%	79.86%	75.00%	

## School Education Plan for the 2025-26 School Year

### Strathcona Christian Academy Secondary

#### Measure Results

Priority	Goal	Measure	Description	2022-23	2023-24	2024-25	Trendline
P1	G2	M194	The percentage of students who achieve the acceptable standard in: Grade 9 Language Arts PAT.	91.10%	92.60%	No Result	
P1	G2	M195	The percentage of students who achieve the acceptable standard in: English 30-1 diploma examinations.	97.10%	96.30%	No Result	
P1	G2	M196	The percentage of students who achieve the acceptable standard in: English 30-2 diploma examinations.	92.30%	100.00%	No Result	

# School Education Plan for the 2025-26 School Year

## Strathcona Christian Academy Secondary

### SCHOOL GOAL 3

---

By March 2026, there is an increase in percentage of teachers, families, students, and EIPS stakeholders who agree that students are taught the knowledge, skills, attitudes, and behaviours to be successful in life in the EIPS and Alberta Education assurance survey.

#### Related Division Goals

- Priority 2, Goal 2: Enhance High-Quality Learning and Working Environments; Positive Learning and Working Environments.





#### Strategy

- Incorporate 'soft skills' into teaching (interview skills, problem solving, work ethic, punctuality, assignment completion, conversation skills, employability) into core subjects; provide messaging to students that tells them how important these
- Expose students to inspirational examples of KSAs in action (real-world application of knowledge)
- Continuation of Community Kitchen class providing students with the opportunity to engage in hands-on participation with local community service providers
- Funding provided for a service project in each Jr. High CS&L class.

# School Education Plan for the 2025-26 School Year

## Strathcona Christian Academy Secondary

### Measure Results

Priority	Goal	Measure	Description	2022-23	2023-24	2024-25	Trendline
P1	G2	M52	The percentage of teachers and families who agree students are taught the attitudes and behaviours to be successful at work and when they finish school.	88.40%	87.50%	92.20%	
P1	G2	M53	The percentage of EIPS stakeholders who agree students at their school are taught the knowledge, skills and attitudes necessary to be successful in life.	66.32%	63.07%	71.64%	
P1	G2	M57	The percentage of parents and caregivers who agree their child's learning what they need to know.	77.80%	87.80%	84.70%	
P2	G1	M71	The percentage of EIPS stakeholders satisfied with the quality of education students are receiving at their school.	87.23%	88.81%	83.33%	
P2	G1	M72	The percentage of EIPS stakeholders satisfied with the quality of teaching at their/their child's school.	88.65%	87.76%	76.30%	